



**CLEAN  
WITH  
BITE.**

**RENTAL READY**

**Rental Cleaning Equipment 2016**

Pressure Washers | Drain Cleaning Jetters | Floor Care | In-Shop Cleaning Products

Cold Water PW

Hot Water PW

Trailers

Jetters

Accessories

Nozzle Chart

PW Sales Center

Detergents

Floor Care

## Shark offers more than 100 commercial-grade, hot & cold water pressure washers, trailers and jetters that are built to last, yet affordably priced

Shark's reputation for ruggedness and safety is the result of more than 80 years of combined expertise fostered within the largest manufacturer of industrial pressure washers in North America.



The engineering and craftsmanship of the Shark pressure washer line is renowned thanks to the equipment's simple design, durability from oversized components and many safety features. Among the most recent improvements is advanced U-Seal technology in all high-pressure Shark pumps (photo above).

Over 100 models of Shark pressure washers are backed by the strongest warranty in the cleaning equipment industry.



This includes a 7-year limited warranty on the Shark crankcase pump, CETA performance-certified standards, and certification by Intertek Testing Services (ETL) to the rigid UL-1776 and CSA safety standards for most of Shark's high-pressure cleaning equipment. Plus, all Shark production plants are ISO 9001 and 14001 certified.

### COLD WATER | 60 MODELS | GAS OR ELECTRIC POWERED | PORTABLE OR STATIONARY

## 6 Reasons: Why Shark cold water pressure washers are a top value



- 1** Durable, triplex, oil-bath, high-pressure Shark pump, with three ceramic pistons and forged brass manifold, backed by a 7-year limited warranty\*
- 2** Rugged chassis is made of 10-gauge steel and painted with black wrinkle paint for all-weather resistance. Chrome handles are standard
- 3** Belt-drive units have notched V-belts and cast-iron pulleys to reduce belt slippage and extend pump life, plus easy-to-adjust belt tension with a single bolt
- 4** Reliable Honda engine on most models with a three-year limited warranty, plus low-oil alert and silent-tone muffler
- 5** Safety thermal pump saver valve protects against hot water damage by venting recirculated water
- 6** Pumps featuring our U-Seal Technology provide longer life than competitors' pumps for a lower cost-of-ownership

\*7-year limited warranty on crankcase pumps only.

### HOT WATER | MORE THAN 60 MODELS | GAS OR ELECTRIC POWERED | PORTABLE OR STATIONARY

## 6 Reasons: Why Shark hot water models are #1 in North America



- 1** Durable hot water coil made of 1/2-inch, Schedule 80 steel pipe and cold rolled for years of leak-free operation, with easy coil access design
- 2** Totally enclosed control panel with automatic thermostat, hour meter and burner on/off switch
- 3** Rugged, triplex, oil-bath, high-pressure Shark pump, with U-Seal Technology and three ceramic pistons, forged brass manifold, and is backed by a 7-year limited warranty
- 4** Four vibration isolators mounted under the engine reduce vibration and wear and tear on components
- 5** All-steel chassis and frame with lifting point; powder coated with black wrinkle paint for all-weather protection
- 6** Shark ClearFlame burner exclusively designed for pressure washers





# TABLE OF CONTENTS

## Pressure Washers

- Cold Water..... 4-9
- Hot Water.....10-16
- Trailers.....17-20
- Specials..... 21-23
- Jetters .....24-25
- Drain Augers.....26
- Accessories .....27-41
- Nozzle Chart..... 37
- Accessories Rack..... 38-39
- Detergents ..... 40-41

## Floor Care

- Auto Scrubbers..... 42-43
- Extractors .....44
- Vacuums ..... 45-46
- Burnishers ..... 47
- Sweepers .....50
- Air Movers / Misc .....51

### Features Key



Intertek  
Listed



Cleaning Eq. Trade Assoc.  
Performance Certified



Warranty Terms



Powered by Honda



Includes U-Seal Technology



Includes quality  
Shark Pump



National Assoc. of Trailer  
Manufacturers Approved

NOTE: Call Shark at 800-771-1881. Our parts warehouse has more than 40,000 different replacement parts and accessories in stock or ready to order when you need them most. So call us or visit our site at [www.SharkPW.com](http://www.SharkPW.com)

Cold Water PW

Hot Water PW

Trailers

Jetters

Accessories

Nozzle Chart

PW Sales Center

Detergents

Floor Care

COLD WATER | GAS POWERED | DIRECT-DRIVE PUMP

Cold Water PW

Hot Water PW

Trailers

Jetters

Accessories

Nozzle Chart

PW Sales Center

Detergents

Floor Care

## RG SERIES: Residential-grade models offer economical alternative



RG-364037

### Features

- Durable steel frame
- Portable, easy to transport
- Integrated chemical injection
- Certified to UL safety standard



Model	Order No	GPM*	PSI*	Engine	CC	Pump	Ship Wt (lbs)	List Price
RG-232637*	1.107-235.0	2.3	2600	Honda GC160	160	Axial	78 lbs	\$711.00
RG-253037	1.107-236.0	2.5	3000	Honda GC190	187	Axial	77 lbs	\$807.00
RG-364037	1.107-237.0	3.6	4000	Honda GX390	389	Axial	82 lbs	\$1,935.00

\*Vertical shaft pump. \*Performance certified to PWMA standard +/- 20% of advertised specifications.

Dimensions: RG-232637: 31"L x 22"W x 28"H; RG-253037: 31"L x 22"W x 28"H; RG-364037: 29"L x 24"W x 26"H

## KG SERIES: Professional performance with German-engineered technology



KG-313137

### Features

- Honda engines
- Commercial-duty axial pump with 5-year limited warranty
- Reinforced upright steel frame
- Unmatched value
- Certified to UL safety standard



Model	Order No	GPM	PSI	Engine	CC	Pump	Ship Wt (lbs)	List Price
KG-252437	1.107-238.0	2.5	2400	Honda GC160	160	Axial	115 lbs	\$919.00
KG-262637	1.107-239.0	2.6	2600	Honda GC190	187	Axial	115 lbs	\$971.00
KG-313137*	1.107-240.0	3.0	3000	Honda GX270	270	Axial	175 lbs	\$1,876.00
KG-403637*	1.107-241.0	4.0	3600	Honda GX390	389	Axial	181 lbs	\$2,154.00

\*KG-313137 & KG-403637 come standard with a 100 ft. hose reel, 50' hose included.

Dimensions: 29"L x 24"W x 326"H (40"H with hose reel)

## Hammerhead (DD) SERIES: Commercial-grade, value-priced, high quality



DD-383537

### Features

- Steel frame with powder coat finish
- Honda GC and GX engines
- Industrial direct-drive crankcase pump on DD-252737, DD-383537 & DD-354037
- Downstream detergent injection
- Certified to UL safety standard



Model	Order No	GPM	PSI	Engine	CC	Pump	Ship Wt (lbs)	List Price
DD-232337	1.107-135.0	2.3	2300	Honda GC160	160	Axial	72 lbs	\$710.00
DD-232336	1.107-134.0	2.3	2300	Honda GC160	160	Comet BXD	73 lbs	\$798.00
DD-252737	1.107-136.0	2.5	2700	Honda GX200	196	SG Crankcase	99 lbs	\$1,259.00
DD-383537	1.107-137.0	3.8	3500	Honda GX390	389	SG Crankcase	132 lbs	\$1,829.00
DD-354037	1.107-221.0	3.5	4000	Honda GX390	389	SG Crankcase	132 lbs	\$1,829.00

\*Performance certified to PWMA standard +/- 20% of advertised specifications.

Dimensions: DD-232337, DD-232336, & DD-252737: 31"L x 22"W x 28"H; DD-383537 & DD-354037: 43"L x 23"W x 32"H

DD-232336 & DD-232337



5-year limited warranty on Comet BXD



7-year limited warranty applies to crankcase pumps only

### PALLET PRICING

ORDER NO.	DESCRIPTION	LIST PRICE
8.919-843.0	Pallet of 8 DD-232337	\$5,525.00
8.919-844.0	Pallet of 8 DD-232336	\$6,199.00
8.919-845.0	Pallet of 8 DD-252737	\$9,769.00
8.919-850.0	Pallet of 2 DD-383537	\$3,549.00
8.921-613.0	Pallet of 2 DD-354037	\$3,458.00

### MIXED PALLET COMBINATIONS

ORDER NO.	DESCRIPTION	LIST PRICE
8.919-846.0	QTY 5 DD-232337 and QTY 3 DD-252737	\$7,100.00
8.919-847.0	QTY 5 DD-232336 and QTY 3 DD-252737	\$7,533.00

## CD SERIES: Lightweight, hand-held models



### Features

- Durable steel frame
- Axial or crankcase pump
- Easy to transport
- Certified to UL safety standard



Model	Order No	GPM	PSI	Engine	CC	Pump	Ship Wt	List Price
CD-232336*	1.107-153.0	2.3	2300	Honda GC160	160	Axial	70 lbs	\$999.00
CD-232437**	1.107-152.0	2.3	2400	Honda GX160	196	SG Crankcase	80 lbs	\$1,400.00

\* Axial pump comes with a 5-year limited warranty. \*\*SG Pump comes with 7-year limited warranty

Dimensions: 24"L x 19"W x 22"H

## DG SERIES: Compact industrial-grade- our most popular direct-drive cold water unit



DG: Gasoline-powered, direct-drive

### Features

- Chrome handles
- Steel frame with powder coat finish
- Honda GX engine
- Shark industrial direct-drive crankcase pump w/ U-Seal technology
- Certified to UL safety standard



Model	Order No	GPM	PSI	Engine	CC	Pump	Ship Wt	List Price
DG-232437	1.107-138.0	2.3	2400	Honda GX160	163	SG Crankcase	148 lbs	\$1,578.96
DG-252737	1.107-139.0	2.5	2700	Honda GX200	196	SG Crankcase	155 lbs	\$1,799.00
DG-303037	1.107-140.0	3.0	3000	Honda GX270	270	SG Crankcase	175 lbs	\$1,979.00
DG-383537	1.107-141.0	3.8	3500	Honda GX390	389	SS Crankcase	180 lbs	\$2,329.00
DG-354037	1.107-225.0	3.5	4000	Honda GX390	389	SS Crankcase	180 lbs	\$2,329.00

Dimensions: 33"L x 23"W x 35"H

DG 354037 Dimensions: 44"L x 24"W x 35"H

### OPTIONS [Field Installed]

PART NO.	DESCRIPTION	LIST PRICE
9.801-026.0	E-Z Hose Reel Kit, 100 ft.	\$253.58

Note: Hose not included with hose reel kit

## Aluminum (DGA) SERIES: Easy to maneuver, direct-drive, aluminum construction



### Features

- Weldless aluminum frame of 1/4" tubing for maximum durability
- Honda GX engine
- Fold-down handle for easy storage
- Durable, corrosion-free finish
- Pump support bracket prolongs engine life
- Shark industrial direct-drive crankcase pump w/ U-Seal technology
- Certified to UL safety standard



Model	Order No	GPM	PSI	Engine	CC	Pump	Ship Wt	List Price
DGA-252737	1.106-054.0	2.5	2700	Honda GX200	196	SG Crankcase	125 lbs	\$1,799.00
DGA-303037	1.106-055.0	3.0	3000	Honda GX270	270	SG Crankcase	148 lbs	\$2,219.00
DGA-383537	1.106-056.0	3.8	3500	Honda GX390	389	SG Crankcase	172 lbs	\$2,449.00
DGA-354037	1.107-229.0	3.5	4000	Honda GX390	389	SS Crankcase	172 lbs	\$2,479.00

Dimensions: DGA: 43"L x 24"W x 32"H

COLD WATER | GASOLINE & DIESEL POWERED | BELT-DRIVE PUMP

Cold Water PW

Hot Water PW

Trailers

Jetters

Accessories

Nozzle Chart

PW Sales Center

Detergents

Floor Care

## BG SERIES: Rugged, belt-drive cold water, built to work hard and last long



### Features

- Chrome handles
- Powder coated steel chassis
- Honda GX engine
- Flat free tires
- High water volume
- Shark Industrial belt-drive crankcase pump w/ U-Seal technology
- Certified to UL safety standards



Model	Order No	GPM	PSI	Engine	CC	Pump	Ship Wt	List Price
BG-282037*	1.107-142.0	2.8	2000	Honda GX160	163	SD Crankcase	155 lbs	\$2,119.00
BG-252737	1.107-143.0	2.5	2700	Honda GX200	196	SD Crankcase	163 lbs	\$2,319.00
BG-303037	1.107-144.0	3.0	3000	Honda GX270	270	SD Crankcase	225 lbs	\$2,819.00
BG-373537	1.107-145.0	3.7	3500	Honda GX390	389	SM Crankcase	250 lbs	\$3,119.00
BG-304037	1.107-146.0	3.0	4000	Honda GX390	389	SM Crankcase	250 lbs	\$3,263.00

\*Compact frame and does not come with flat free tires  
Dimensions: \*BG-282037, BG-252737: 44"L x 24"W x 35"H; OTHERS: 40"L x 32"W x 35"H

### OPTIONS [Field Installed]

PART NO.	DESCRIPTION	LIST PRICE
9.801-025.0	E-Z Hose Reel Kit, 100 ft.	\$275.31

Note: Hose not included with hose reel kit

Shown with optional hose reel

## Aluminum (BGA) SERIES: Easy to maneuver, belt-drive, aluminum construction



### Features

- Weldless aluminum frame of 1/4" tubing for maximum durability
- Honda GX engine
- Fold-down handle for easy storage
- Flat free tires
- Pump support bracket prolongs engine life
- Shark Industrial belt-drive crankcase pump w/ U-Seal technology
- Certified to UL safety standards



Model	Order No	GPM	PSI	Engine	CC	Pump	Ship Wt	List Price
BGA-252737	1.106-057.0	2.5	2700	Honda GX200	196	SD Crankcase	196 lbs	\$2,379.00
BGA-373537	1.106-058.0	3.7	3500	Honda GX390	389	SM Crankcase	249 lbs	\$2,859.00

Dimensions: BGA: 53"L x 35"W x 35"H

## BR SERIES: Extra-rugged belt-drive cold water with cleaning power of up to 5000 PSI



Single Axle

### Features

- Rugged steel chassis & roll cage
- Shark Industrial crankcase pump w/ U-Seal technology
- Flat free tires
- Electric start on dual-axle models
- Certified to UL safety standard



Model	Order No	GPM	PSI	Engine	CC	Fuel	Pump	Axle	Ship Wt	List Price
BR-373537	1.107-150.0	3.7	3500	Honda GX 390	389	Gas	SM Crankcase	1	350 lbs	\$3,399.00
BR-404027	1.107-151.0	4.0	4000	Vanguard 16	479	Gas	SM Crankcase	2	470 lbs	\$5,399.00
BR-405037E*	1.107-147.0	4.0	5000	Honda GX630	688E	Gas	SX Crankcase	2	495 lbs	\$6,299.00
BR-455037E*	1.107-148.0	4.5	5000	Honda GX660	688E	Gas	SX Crankcase	2	500 lbs	\$7,249.00
BR-343087E*	1.107-149.0	3.4	5000	Kohler KD420	442E	Diesel	SM Crankcase	2	410 lbs	\$6,299.00

\* E = Electric Start; Battery not included  
Dimensions: Single Axle: 52"L x 35"W x 43"H; Double Axle: 52"L x 35"W x 43"H

### OPTIONS [Field Installed]

PART NO.	DESCRIPTION	LIST PRICE	PART NO.	DESCRIPTION	LIST PRICE
9.801-028.0	E-Z Hose Reel Kit, 100 ft., single axle	\$289.80	9.801-029.0	Hose Reel Kit, 100 ft., 5000 psi, double axle	\$486.25

Note: Hose not included with hose reel kit



Double Axle



## GMS Gator Buddy: Cold Water, Gas Powered, Direct-Drive Skid



The Gator Buddy is the perfect solution when cleaning in remote areas. Its compact, self-contained design fits well inside the bed of most pickup trucks, as well as many popular utility all-terrain UTVs on the market today. The unit comes standard with Shark's trusted direct-driven pump with a 7-year warranty, as well as optional features, such as rubber pad feet to absorb vibration.

### Features

- Subaru 169 CC engine
- Direct Drive high-pressure pump
- 65-gallon water tank
- Ships with hose reel
- All steel frame
- Convenient forklift openings
- Recoil start
- Easy serviceability



Model	Order No	GPM	PSI	Engine	CC	Pump	Ship Wt (lbs)	List Price
GMS-252717	1.107-230.0	2.5	2700	Subaru EX17	169	SG Crankcase	488 lbs	\$3,250.00

### OPTIONS

PART NO.	DESCRIPTION	LIST PRICE	PART NO.	DESCRIPTION	LIST PRICE
8.923-105.0	Rubber Foot Kit	\$12.42	8.923-107.0	Inline Filter Kit	\$33.64
8.923-106.0	Lifting Eye Kit	\$78.30	8.923-108.0	3 Way Valve Kit	\$47.01

## DE SERIES: Electric-powered units have zero emissions, ideal for indoor cleaning

### Features

- Chrome handles
- Steel frame and chassis protected by powder coat finish
- Detergent injector
- Heavy-duty industrial Baldor motor
- Direct-drive Shark crankcase pump
- Certified to UL and CSA pressure washer safety standard



Model	Order No	GPM	PSI	HP	Elec	Amps	Pump	Ship Wt (lbs)	List Price
DE-201007D	1.106-061.0	2.0	1000	1.5	120V / 1 ph	15	SE Crankcase	140 lbs	\$1,549.00
DE-201507D	1.106-062.0	1.9	1300	2	120V / 1 ph	20	SE Crankcase	150 lbs	\$1,649.00
DE-301007D	1.106-063.0	2.8	1000	2	120V / 1 ph	20	SE Crankcase	150 lbs	\$1,675.00
DE-352007A	1.106-064.0	3.5	2000	5	230V / 1 ph	22	SE Crankcase	167 lbs	\$2,499.00

Dimensions: 33"L x 23"W x 35"H

### OPTIONS [Field Installed]

PART NO.	DESCRIPTION	LIST PRICE
9.801-027.0	E-Z Hose Reel Kit, 100 ft.	\$283.59

Note: Hose not included with hose reel kit

## HE SERIES: Lightweight, hand-held models

### Features

- Durable steel frame
- Comet axial pump
- Detergent injector with brass soap nozzle
- Easy to transport
- Certified to UL and CSA pressure washer safety standard



Model	Order No	GPM	PSI	HP	Elec.	Amps	Pump	Ship Wt (lbs)	List Price
HE-201006D	1.106-065.0	2.0	1000	1.5	120V / 1 ph	15	Comet Axial	80 lbs	\$999.00
HE-201406D	1.106-066.0	1.8	1400	2	120V / 1 ph	20	Comet Axial	95 lbs	\$1,099.00

\*Comet AXD pump comes with a 1-year limited warranty

Dimensions: 24"L x 19"W x 22"H

Cold Water PW  
Hot Water PW  
Trailers  
Jetters  
Accessories  
Nozzle Chart  
PW Sales Center  
Detergents  
Floor Care

COLD WATER | ELECTRIC POWERED | DIRECT-DRIVE PUMP

- Cold Water PW
- Hot Water PW
- Trailers
- Jetters
- Accessories
- Nozzle Chart
- PW Sales Center
- Detergents
- Floor Care

### HD SERIES: European-style models offer ergonomic design and total trigger shutoff



#### Features

- Compact, ergonomic design
- Low-pressure soap injection system
- Auto start/stop
- Triple changeover nozzle
- Certified to UL and CSA pressure washer safety standard
- Industrial-grade pump



Model	Order No	GPM	PSI	HP	Elec	Amps	Pump	Ship Wt (lbs)	List Price
HD-1.8/13 C	1.520-149.0	1.8	1300	2.0	120V / 1 ph	14	Axial	55.6 lbs	\$1,299.00
HD-2.3/15 C Ed	1.150-626.0	1.1 - 2.3	300-1500	3.2	120V / 1 ph	20	Axial	75 lbs	\$1,599.00
HD-3.0/20 C Ea	1.150-625.0	1.1 - 3	300-2000	5.2	230V / 1 ph	20	Axial	68 lbs	\$1,649.00
HD-2.3/14 C Ed*	1.150-629.0	1.1 - 2.3	300-1400	3.2	120V / 1 ph	20	Axial	75 lbs	\$2,199.00

Dimensions: 15" L x 14" W x 37" H

\*Designed for food service or kitchen applications because it accepts hot water of up to 180°F (Previously sold as KE Series)

< New design to run in the vertical or horizontal position, and it offers an auto start / stop feature.

### HE+: Wall mount unit, great for wash bays



#### Features

- Durable steel frame
- Shark Industrial crankcase pump w/ U-Seal technology
- Auto start/stop
- Remote on/off switch
- Certified to UL and CSA pressure washer safety standard



Model	Order No	GPM	PSI	HP	Elec	Amps	Pump	Ship Wt (lbs)	List Price
HE-201407D+	1.106-067.0	1.8	1400	2	120V / 1 ph	20	SE Crankcase	120 lbs	\$1,759.00

Dimensions: 24" L x 19" W x 22" H

#### OPTIONS

PART NO.	DESCRIPTION	LIST PRICE
8.920-952.0	Wall mount bracket	\$235.87

HE+: Electric-powered with optional wall mount bracket: 8.920-952.0

**Wall mount units are perfect for wash bay applications, such as:**

- Outdoor Power & Equipment
- Garages
- Repair Shops



## BRE SERIES: Electric-driven 5 GPM at 5000 PSI cold-water blasters - Belt-Drive

### Features

- Rugged steel chassis & roll cage
- Belt-drive Shark crankcase pump
- 20 HP Baldor motor
- Flat free tires
- Certified to UL and CSA pressure washer safety stand



Model	Order No	GPM	PSI	HP	Elec	Amps	Pump	Ship Wt (lbs)	List Price
BRE-505007B	1.106-060.0	5	5000	20	230V / 3 ph	48	SX Crankcase	480 lbs	\$7,499.00
BRE-505007C	1.106-059.0	5	5000	20	460V / 3 ph	26	SX Crankcase	480 lbs	\$7,499.00

Dimensions: 52"L x 35"W x 43"H

### OPTIONS [Field Installed]

PART NO.	DESCRIPTION	LIST PRICE
9.801-029.0	Hose Reel Kit, 100 ft., 5000 psi	\$486.25

Note: Hose not included with hose reel kit

## CB SERIES: Electric-powered cabinet unit ideal for indoor wash bays

### Features

- Accepts hot water up to 180°F
- Powder coated steel cabinets
- Downstream injector
- Certified to UL and CSA pressure washer safety standard
- Shark belt-drive pump w/ 7-yr limited warranty



CB: Electric-powered, belt-drive



Model	Order No	GPM	PSI	HP	Elec	Amps	Pump	Ship Wt (lbs)	List Price
CB-301007D	1.106-551.0	2.8	1000	2	120V / 1 ph	20	SD Crankcase	210 lbs	\$2,625.00
CB-402007A	1.106-552.0	4.2	2000	6	230V / 1 ph	29	SM Crankcase	285 lbs	\$3,325.00
CB-402007B	1.106-553.0	4.2	2000	6	230V / 3 ph	19	SM Crankcase	255 lbs	\$3,325.00
CB-402007C	1.106-554.0	4.2	2000	6	460V / 3 ph	11	SM Crankcase	260 lbs	\$3,325.00
CB-402007H	1.106-555.0	4.2	2000	6	208V / 3 ph	16	SM Crankcase	265 lbs	\$3,325.00
CB-353007A	1.106-556.0	3.5	3000	7.5	230V / 1 ph	36	SM Crankcase	330 lbs	\$3,699.00
CB-353007B	1.106-557.0	3.5	3000	7.5	230V / 3 ph	19	SM Crankcase	275 lbs	\$3,699.00
CB-353007C	1.106-558.0	3.5	3000	7.5	460V / 3 ph	11	SM Crankcase	270 lbs	\$3,699.00
CB-353007G	1.106-559.0	3.5	3000	7.5	208V / 1 ph	38	SM Crankcase	332 lbs	\$3,699.00
CB-353007H	1.106-560.0	3.5	3000	7.5	208V / 3 ph	23	SM Crankcase	271 lbs	\$3,699.00
CB-353007F	CALL	3.5	3000	7.5	575V / 3 ph	23	SM Crankcase	271 lbs	CALL

Dimensions: 37"L x 25"W x 25"H

### OPTIONS [Field Installed]

PART NO.	DESCRIPTION	LIST PRICE	PART NO.	DESCRIPTION	LIST PRICE
9.801-002.0*	Conversion to Stainless Steel Cabinet & Cover	\$517.00	8.903-040.0	Floor Stand, 24" Tall	\$269.10
9.801-011.0*	Auto Start Stop	\$334.31	9.801-034.0	Floor Stand, 36" Tall	\$288.40
9.801-012.0*	Time-Delay Shutdown	\$334.31	8.903-617.0	Stainless Steel Floor Stand, 36" Tall	\$667.58
9.801-013.0*	Hour Meter	\$66.24	9.801-035.0	Caster Wheels for Floor Stand	\$293.94
9.801-031.0	Wheel Kit with Detergent Rack	\$397.58	9.801-036.0	Hose Reel Kit, Floor Stand Only, 100 ft.**	\$425.39
9.801-033.0	Wall Mount Kit	\$149.35	8.903-521.0	Hose Reel, For Wheel Kit, 100 ft.**	\$236.90
8.903-043.0	Stainless Steel Wall Mount Kit	\$264.96	9.802-265.0	Hose Reel Kit (Cox), Wall Mount, 100 ft.**	\$311.55
8.941-546.0	Stainless Steel Floor Stand, No Bracket	\$761.79	8.903-039.0	Hose Reel Kit w/ Bracket for Stand, Wall Mount Kits, 100 ft.**	\$418.18

\* Factory installed only

\*\*Hose not included



Wheel Kit with detergent rack and optional hose reel



Stainless steel unit shown on floor stand with caster wheels

HOT WATER | GASOLINE & DIESEL POWERED | DIESEL HEATED

## SGP SERIES: Portable, self-contained hot water pressure washer—our #1 seller



**SGP-302517:**  
Compact design, Gas-powered, diesel/oil-heated

### Features

- Shark Direct-drive crankcase pump
- Stainless steel coil wrap standard
- Rugged frame with powder coat finish
- Flat free tires
- 1/2" Schedule 80 heating coil
- High-efficiency Shark ClearFlame burner
- Hour meter comes standard
- Certified to UL and CSA pressure washer safety standard
- Tamper-proof RPM control



Model	Order No	GPM	PSI	Engine	CC	Start	Pump	BTUs	Ship Wt	List Price
SGP-302517	1.110-059.0	2.7	2400	Subaru EX21	211	Recoil	SG Crankcase	252,000	400 lbs	\$5,470.00
SGP-303037	1.110-054.0	2.6	3000	Honda GX270	270	Recoil	SG Crankcase	243,000	500 lbs	\$6,510.00
SGP-353037	1.110-055.0	3.5	3000	Honda GX340	337	Recoil	SS Crankcase	326,000	550 lbs	\$6,780.00
SGP-353037E*	1.110-056.0	3.5	3000	Honda GX340	389E	Electric	SS Crankcase	326,000	560 lbs	\$7,400.00
SGP-403537E*	1.110-057.0	3.5	3500	Honda GX390	389E	Electric	SS Crankcase	326,000	595 lbs	\$7,780.00

\*E = Electric start engine; Battery included on SGP-403537E only  
Dimensions: Full-size 50"L x 40"W x 50"H • Compact 50"L x 40"W x 58"H

### OPTIONS [Field Installed]

PART NO.	DESCRIPTION	LIST PRICE	PART NO.	DESCRIPTION	LIST PRICE
9.801-024.0	E-Z Hose Reel Kit, 100 ft.	\$228.19	9.804-570.0	Hose Reel Kit, Pivot, 100 ft.	\$587.88

Note: Hose not included with hose reel kit



**SGP Full-Size Cage Design:**  
Gas-powered, diesel/oil-heated

## SSG SERIES: Our most rugged hot model designed for continuous, on-site performance

### Features

- High-efficiency Shark ClearFlame burner
- Shark Belt-drive tri-plunger crankcase U-seal pump
- 1/2" Schedule 80 heating coil
- Stainless steel coil wrap
- Power generator on four models
- High-pressure upstream soap injector
- Steam combination comes standard
- Certified to UL and CSA pressure washer safety standard



Model	Order No	GPM	PSI	Engine	CC	Start	Pump	Burner	BTUs	Ship Wt	List Price
SSG-403037E*	1.110-579.0	3.9	3000	Honda GX390	389E	Gas	ST Crankcase	12V DC	364,000	805 lbs	\$8,380.00
SSG-503027E*	1.110-580.0	4.8	3000	Vanguard 16	479E	Gas	ST Crankcase	12V DC	448,000	854 lbs	\$9,320.00
SSG-503027E/G*	1.110-581.0	4.8	3000	Vanguard 16	479E	Gas	ST Crankcase	120V AC	448,000	945 lbs	\$9,780.00
SSG-503537E*	1.110-582.0	4.7	3500	Honda GX630	688E	Gas	ST Crankcase	12V DC	439,000	855 lbs	\$9,990.00
SSG-503537E/G*	1.110-583.0	4.7	3500	Honda GX630	688E	Gas	ST Crankcase	120V AC	439,000	905 lbs	\$10,880.00
SSG-603537E*	1.110-584.0	5.6	3500	Honda GX660	688E	Gas	ST Crankcase	12V DC	523,000	852 lbs	\$11,140.00
SSG-603537E/G*	1.110-585.0	5.6	3500	Honda GX660	688E	Gas	ST Crankcase	120V AC	523,000	970 lbs	\$11,870.00
SSD-603567E*	1.110-620.0	5.4	3500	Kubota D1105-E3B	1123	Diesel	ST Crankcase	12V DC	448,000	1214 lbs	\$19,999.00
SSD-603567E/G*	1.110-621.0	5.4	3500	Kubota D1105-E3B	1123	Diesel	ST Crankcase	120V AC	448,000	1300 lbs	\$21,499.00

\* E = Electric start engine; battery not included  
Machine Dimensions: Gas-powered 48"L x 50"W x 48"H; Diesel-powered 48"L x 50"W x 48"H

### OPTIONS [Field Installed]

PART NO.	DESCRIPTION	LIST PRICE	PART NO.	DESCRIPTION	LIST PRICE
9.801-003.0	Wheel Kit Assembly*	\$501.61	8.719-951.0	Bracket, mounting for SSG, SSD	\$169.74
8.903-430.0	Stackless Flue Adapter	\$173.88	8.711-858.0 <sup>†</sup>	Cox hose reel	\$457.32
8.904-051.0	Battery Installed (688cc models only)**	\$607.55			

\*Gas-engine models only  
\*\*Factory Installed

<sup>†</sup>Mounting bracket, jumper hose and connections not included. See page 31 for mounting brackets.



Shown with optional wheel kit  
(Only available on SSG Series)

## STP SERIES: Electric-powered hot water pressure washer is compact and portable



### Features

- Direct-drive Shark crankcase pumps
- Flat free tires
- Oil-water separation fuel filter and hour meter
- Certified to UL and CSA pressure washer safety standard
- 1725 RPM motors on 1.5-2 HP models
- Stainless steel coil wrap and 1/2" Schedule 80 heating coil
- High-efficiency Shark ClearFlame burner



Model	Order No	GPM	PSI	HP	Elec	Amps	Pump	BTUs	Ship Wt	List Price
STP-231007D	1.109-101.0	2.1	1000	1.5	120V / 1 ph	15	SE Crankcase	196,000	480 lbs	\$4,350.00
STP-201507D	1.109-102.0	1.9	1500	2	120V / 1 ph	20	SE Crankcase	177,000	480 lbs	\$4,410.00
STP-352007A	1.109-103.0	3.5	2000	5	230V / 1 ph	22	SE Crankcase	326,000	500 lbs	\$5,380.00

Dimensions: 50"L x 40"W x 50"H

### OPTIONS [Field Installed]

PART NO.	DESCRIPTION	LIST PRICE	PART NO.	DESCRIPTION	LIST PRICE
9.801-024.0	E-Z Hose Reel Kit, 100 ft. (hose not included)	\$228.19	9.804-570.0	Hose Reel Kit, Pivot, 100 ft. (hose not included)	\$587.88

## HPB SERIES: Handtruck-style hot water series offers ruggedness and affordability



### Features

- Belt-drive crankcase pump with U-Seal technology
- 1/2" Schedule 80 heating coil
- Certified to UL and CSA pressure washer safety standard
- Shark ClearFlame burner
- Fuel filter / water separator comes standard
- Front caster wheels for easy maneuvering
- Stainless steel coil wrap standard



Model	Order No	GPM	PSI	HP	Elec	Amps	Drive	Pump	BTUs	Ship Wt	List Price
HPB-392007A	1.109-109.0	3.9	2000	6	230V / 1 ph	29	Belt	SM Crankcase	364,000	660 lbs	\$6,820.00
HPB-353007A	1.109-110.0	3.5	3000	7.5	230V / 1 ph	36	Belt	SM Crankcase	327,000	690 lbs	\$7,660.00
HPB-353007B	1.109-111.0	3.5	3000	7.5	230V / 3 ph	25	Belt	SM Crankcase	327,000	605 lbs	\$7,360.00
HPB-353007C	1.109-112.0	3.5	3000	7.5	460V / 3 ph	13	Belt	SM Crankcase	327,000	605 lbs	\$7,360.00
HPB-353007F	CALL	3.5	3000	7.5	575V / 3 ph	13	Belt	SM Crankcase	327,000	605 lbs	CALL

Dimensions: 49"L x 39"W x 46"H

### OPTIONS [Factory Installed]

9.801-007.0	Hour Meter	\$66.86	9.804-515.0	Steam Combination (6-7 HP, if w/ float tank)	\$197.69
9.801-008.0	Float Tank (6 - 7.5 HP units, with soap valve)	\$403.00	9.801-009.0	Steam Combination (6-7 HP, if no float tank)	\$152.15
9.801-006.0	Auto Start/Stop (6 - 7.5 HP models)*	\$334.31	9.801-001.0	Time Delay Shutdown (6 - 7.5 HP models)*	\$334.31
9.804-512.0	Auto Start/Stop & Steam Combo (6 - 7.5 HP)*	\$557.87	9.801-023.0	E-Z Hose Reel Kit, 100 ft.; no hose**	\$257.72
9.804-513.0	Auto Start/Stop & Float Tank (6 - 7.5 HP)*	\$904.59	* Time Delay Shutdown and Auto Start/Stop are mutually exclusive		
9.804-514.0	Auto Start/Stop, Steam & Float Tank (6 - 7.5 HP)*	\$1,081.58	** Field installed only		

## SSE SERIES: Rugged electric-powered skid offers affordable alternative to gasoline



### Features

- Certified to UL and CSA pressure washer safety standard
- Shark industrial crankcase pump w/ U-Seal
- Nema 4x electrical box
- Rugged steel frame, shock-mounted sub-frame to reduce vibration
- 1/2" Schedule 80 heating coil
- Shark ClearFlame burner



Model	Order No	GPM	PSI	HP	Elec	Amps	Drive	Pump	BTUs	Ship Wt	List Price
SSE-503007A	1.575-620.0	4.8	3000	10	230V / 1 ph	45	Belt	ST Crankcase	446,000	900 lbs	\$11,260.00
SSE-503007B	1.575-621.0	4.8	3000	10	230V / 3 ph	30	Belt	ST Crankcase	446,000	830 lbs	\$9,276.25
SSE-503007C	1.575-622.0	4.8	3000	10	460V / 3 ph	16	Belt	ST Crankcase	446,000	820 lbs	\$9,276.25
SSE-503007F	CALL	4.8	3000	10	575V / 3 ph	16	Belt	ST Crankcase	446,000	820 lbs	Call

Dimensions: 48"L x 50"W x 48"H

### OPTIONS [Field Installed]

9.801-003.0	Wheel Kit Assembly	\$501.61	9.803-430.0	Stackless Flue Adapter	\$173.88
-------------	--------------------	----------	-------------	------------------------	----------



### SNG/SLP SERIES: Best pressure washers for maintenance shops and wash bays



**Large Model**  
6-10 GPM

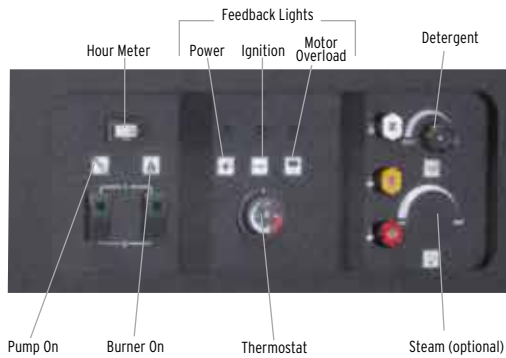
**Standard Model**  
3.5-5 GPM

**Easy, Versatile Installation:**

- Totally enclosed cabinet to protect vital components
- Many Voltage options
- Steam option
- "Fielder's Choice" inlet / outlet (hook up gas and water on either side of machine) provides flexibility with installation
- Ambient temp rise of 140° (can be higher with draft dampener)

**Easy To Use and Operate:**

- Simple 24-volt controls
- Feedback lights allow user to quickly troubleshoot potential problems
- Overload protected control switches are conveniently located for ease of operation
- Hour meter and variable temperature control
- Infinite detergent metering
- Safety trigger gun control
- Electronic ignition comes standard, eliminating the hassle of lighting the pilot light
- Fully enclosed cabinet with "Cool Wall" construction keeps cabinet cool to the touch



"Tru-Tite" Spring Loaded Self-Tensioning Belt



Swing Out Burner Ring



Removable Panels allow easy access from all sides

**Easy To Service:**

- 6 removable panels allow easy access to components for service and repair
- "Slide Out" motor platform and "Swing Out" burner ring are easy to inspect and repair
- "Stay In Place" pilot assembly is not attached to burner ring, making it easier to inspect and repair

**Safety Certified:**

- ETL certified to strict UL-1776 and CSA pressure washer safety standards
- CETA certified for performance +/- 5% of specs listed
- All Shark production plants are ISO-9001 certified for consistent standards



SNG Model Specs

Model	Order No	GPM	PSI	Nozzle	HP	Pump	Voltage	Phase	Amps	BTU	Ship Wt	List Price
SNG4-20024A*	1.109-874.0	3.5	2000	5	5	SD4020R	230V	1 ph	25	310,000	815 lbs	\$6,240.00
SNG4-22024A*	1.109-875.0	4	2200	5.5	6.2	SM4035R	230V	1 ph	29	364,000	843 lbs	\$6,970.00
SNG4-22024B*	1.109-876.0	4	2200	5.5	6.2	SM4035R	230V	3 ph	16	364,000	843 lbs	\$6,970.00
SNG4-22024C*	1.109-877.0	4	2200	5.5	6.2	SM4035R	460V	3 ph	7	364,000	843 lbs	\$6,970.00
SNG4-22024F*	1.109-878.0	4	2200	5.5	6.2	SM4035R	575V	3 ph	6.5	364,000	843 lbs	\$7,170.00
SNG4-22024G*	1.109-879.0	4	2200	5.5	6.2	SM4035R	208V	1 ph	30	364,000	843 lbs	\$7,170.00
SNG4-22024H*	1.109-880.0	4	2200	5.5	6.2	SM4035R	208V	3 ph	18	364,000	843 lbs	\$7,170.00
SNG4-30024A*	1.109-881.0	3.9	3000	4.5	8.2	SM4035R	230V	1 ph	36	354,000	856 lbs	\$7,450.00
SNG4-30024B*	1.109-882.0	3.9	3000	4.5	8.2	SM4035R	230V	3 ph	25	354,000	856 lbs	\$7,450.00
SNG4-30024C*	1.109-883.0	3.9	3000	4.5	8.2	SM4035R	460V	3 ph	11	354,000	856 lbs	\$7,450.00
SNG4-30024F*	1.109-884.0	3.9	3000	4.5	8.2	SM4035R	575V	3 ph	14	354,000	856 lbs	\$7,590.00
SNG4-30024G*	1.109-885.0	3.9	3000	4.5	8.2	SM4035R	208V	1 ph	38	354,000	856 lbs	\$7,590.00
SNG4-30024H*	1.109-886.0	3.9	3000	4.5	8.2	SM4035R	208V	3 ph	27	354,000	856 lbs	\$7,590.00
SNG5-23024A*	1.109-887.0	5	2300	6.5	8.2	ST5030R	230V	1 ph	36	439,000	856 lbs	\$7,450.00
SNG5-23024B*	1.109-888.0	5	2300	6.5	8.2	ST5030R	230V	3 ph	25	439,000	856 lbs	\$7,450.00
SNG5-23024C*	1.109-889.0	5	2300	6.5	8.2	ST5030R	460V	3 ph	11	439,000	856 lbs	\$7,450.00
SNG5-23024F*	1.109-890.0	5	2300	6.5	8.2	ST5030R	575V	3 ph	14	439,000	856 lbs	\$7,590.00
SNG5-23024G*	1.109-891.0	5	2300	6.5	8.2	ST5030R	208V	1 ph	38	439,000	856 lbs	\$7,590.00
SNG5-23024H*	1.109-892.0	5	2300	6.5	8.2	ST5030R	208V	3 ph	27	439,000	856 lbs	\$7,590.00
SNG5-30024A*	1.109-893.0	4.8	3000	5.5	10	ST5030R	230V	1 ph	40	415,000	885 lbs	\$8,530.00
SNG5-30024B*	1.109-894.0	4.8	3000	5.5	10	ST5030R	230V	3 ph	26	415,000	885 lbs	\$8,530.00
SNG5-30024C*	1.109-895.0	4.8	3000	5.5	10	ST5030R	460V	3 ph	15	415,000	885 lbs	\$8,530.00
SNG5-30024F*	1.109-896.0	4.8	3000	5.5	10	ST5030R	575V	3 ph	14	415,000	885 lbs	\$8,740.00
SNG5-30024G*	1.109-897.0	4.8	3000	5.5	10	ST5030R	208V	1 ph	49	415,000	885 lbs	\$8,740.00
SNG5-30024H*	1.109-898.0	4.8	3000	5.5	10	ST5030R	208V	3 ph	32	415,000	885 lbs	\$8,740.00
SNG6-32024B*	1.109-899.0	6.3	3200	7	15	ST6035R	230V	3 ph	39	507,000	1825 lbs	\$10,710.00
SNG6-32024C*	1.109-900.0	6.3	3200	7	15	ST6035R	460V	3 ph	19	507,000	1825 lbs	\$10,710.00
SNG6-32024F*	1.109-901.0	6.3	3200	7	15	ST6035R	575V	3 ph	18	507,000	1825 lbs	\$10,760.00
SNG6-32024H*	1.109-902.0	6.3	3200	7	15	ST6035R	208V	3 ph	39	507,000	1825 lbs	\$10,760.00
SNG8-32024B*	1.109-940.0	8	3200	9	20	SX9536R	230V	3 ph	46	658,000	1840 lbs	\$12,380.00
SNG8-32024C*	1.109-941.0	8	3200	9	20	SX9536R	460V	3 ph	26	658,000	1840 lbs	\$12,380.00
SNG8-32024F*	1.109-942.0	8	3200	9	20	SX9536R	575V	3 ph	26	658,000	1840 lbs	\$12,480.00
SNG8-32024H*	1.109-943.0	8	3200	9	20	SX9536R	208V	3 ph	52	658,000	1840 lbs	\$12,480.00
SNG10-30024B*	1.109-944.0	9.5	3000	11	20	SX1036R	230V	3 ph	52	816,000	1910 lbs	\$13,310.00
SNG10-30024C*	1.109-945.0	9.5	3000	11	20	SX1036R	460V	3 ph	26	816,000	1910 lbs	\$13,310.00
SNG10-30024F*	1.109-946.0	9.5	3000	11	20	SX1036R	575V	3 ph	26	816,000	1910 lbs	\$13,320.00
SNG10-30024H*	1.109-947.0	9.5	3000	11	20	SX1036R	208V	3 ph	60	816,000	1910 lbs	\$13,320.00

Dimensions: 3.5-5 GPM: 59"L x 42"W x 62"H; 6-9.5 GPM: 75"L x 48"W x 62"H

\*PLEASE NOTE: Draft diverter required for ETL certification - PN 9.801-040.0 (10"); PN 8.717-730.0 (12").



**HOT WATER | ELECTRIC POWERED**

## SLP Model Specs

Model	Order No	GPM	PSI	Nozzle	HP	Pump	Voltage	Phase	Amps	BTU	Ship Wt	List Price
SLP4-20024A*	1.109-903.0	3.5	2000	5	5	SD4020R	230V	1 ph	25	310,000	815 lbs	\$6,240.00
SLP4-22024A*	1.109-904.0	4	2200	5.5	6.2	SM4035R	230V	1 ph	29	364,000	843 lbs	\$6,970.00
SLP4-22024B*	1.109-905.0	4	2200	5.5	6.2	SM4035R	230V	3 ph	16	364,000	843 lbs	\$6,970.00
SLP4-22024C*	1.109-906.0	4	2200	5.5	6.2	SM4035R	460V	3 ph	7	364,000	843 lbs	\$6,970.00
SLP4-22024F*	1.109-907.0	4	2200	5.5	6.2	SM4035R	575V	3 ph	6.5	364,000	843 lbs	\$7,170.00
SLP4-22024G*	1.109-908.0	4	2200	5.5	6.2	SM4035R	208V	1 ph	30	364,000	843 lbs	\$7,170.00
SLP4-22024H*	1.109-909.0	4	2200	5.5	6.2	SM4035R	208V	3 ph	18	364,000	843 lbs	\$7,170.00
SLP4-30024A*	1.109-910.0	3.9	3000	4.5	8.2	SM4035R	230V	1 ph	36	354,000	856 lbs	\$7,450.00
SLP4-30024B*	1.109-911.0	3.9	3000	4.5	8.2	SM4035R	230V	3 ph	25	354,000	856 lbs	\$7,450.00
SLP4-30024C*	1.109-912.0	3.9	3000	4.5	8.2	SM4035R	460V	3 ph	11	354,000	856 lbs	\$7,450.00
SLP4-30024F*	1.109-913.0	3.9	3000	4.5	8.2	SM4035R	575V	3 ph	14	354,000	856 lbs	\$7,590.00
SLP4-30024G*	1.109-914.0	3.9	3000	4.5	8.2	SM4035R	208V	1 ph	38	354,000	856 lbs	\$7,590.00
SLP4-30024H*	1.109-915.0	3.9	3000	4.5	8.2	SM4035R	208V	3 ph	27	354,000	856 lbs	\$7,590.00
SLP5-23024A*	1.109-916.0	5	2300	6.5	8.2	ST5030R	230V	1 ph	36	439,000	856 lbs	\$7,450.00
SLP5-23024B*	1.109-917.0	5	2300	6.5	8.2	ST5030R	230V	3 ph	25	439,000	856 lbs	\$7,450.00
SLP5-23024C*	1.109-918.0	5	2300	6.5	8.2	ST5030R	460V	3 ph	11	439,000	856 lbs	\$7,450.00
SLP5-23024F*	1.109-919.0	5	2300	6.5	8.2	ST5030R	575V	3 ph	14	439,000	856 lbs	\$7,590.00
SLP5-23024G*	1.109-920.0	5	2300	6.5	8.2	ST5030R	208V	1 ph	38	439,000	856 lbs	\$7,590.00
SLP5-23024H*	1.109-921.0	5	2300	6.5	8.2	ST5030R	208V	3 ph	27	439,000	856 lbs	\$7,590.00
SLP5-30024A*	1.109-922.0	4.8	3000	5.5	10	ST5030R	230V	1 ph	40	415,000	885 lbs	\$8,530.00
SLP5-30024B*	1.109-923.0	4.8	3000	5.5	10	ST5030R	230V	3 ph	26	415,000	885 lbs	\$8,530.00
SLP5-30024C*	1.109-924.0	4.8	3000	5.5	10	ST5030R	460V	3 ph	15	415,000	885 lbs	\$8,530.00
SLP5-30024F*	1.109-925.0	4.8	3000	5.5	10	ST5030R	575V	3 ph	14	415,000	885 lbs	\$8,740.00
SLP5-30024G*	1.109-926.0	4.8	3000	5.5	10	ST5030R	208V	1 ph	49	415,000	885 lbs	\$8,740.00
SLP5-30024H*	1.109-927.0	4.8	3000	5.5	10	ST5030R	208V	3 ph	32	415,000	885 lbs	\$8,740.00
SLP6-32024B*	1.109-928.0	6.3	3200	7	15	ST6035R	230V	3 ph	39	507,000	1825 lbs	\$10,710.00
SLP6-32024C*	1.109-929.0	6.3	3200	7	15	ST6035R	460V	3 ph	19	507,000	1825 lbs	\$10,710.00
SLP6-32024F*	1.109-930.0	6.3	3200	7	15	ST6035R	575V	3 ph	18	507,000	1825 lbs	\$10,760.00
SLP6-32024H*	1.109-931.0	6.3	3200	7	15	ST6035R	208V	3 ph	39	507,000	1825 lbs	\$10,760.00
SLP8-32024B*	1.109-932.0	8	3200	9	20	SX9536R	230V	3 ph	46	658,000	1840 lbs	\$12,380.00
SLP8-32024C*	1.109-933.0	8	3200	9	20	SX9536R	460V	3 ph	26	658,000	1840 lbs	\$12,380.00
SLP8-32024F*	1.109-934.0	8	3200	9	20	SX9536R	575V	3 ph	26	658,000	1840 lbs	\$12,480.00
SLP8-32024H*	1.109-935.0	8	3200	9	20	SX9536R	208V	3 ph	52	658,000	1840 lbs	\$12,480.00
SLP10-30024B*	1.109-936.0	9.5	3000	11	20	SX1036R	230V	3 ph	52	775,000	1910 lbs	\$13,310.00
SLP10-30024C*	1.109-937.0	9.5	3000	11	20	SX1036R	460V	3 ph	26	775,000	1910 lbs	\$13,310.00
SLP10-30024F*	1.109-938.0	9.5	3000	11	20	SX1036R	575V	3 ph	26	775,000	1910 lbs	\$13,320.00
SLP10-30024H*	1.109-939.0	9.5	3000	11	20	SX1036R	208V	3 ph	60	775,000	1910 lbs	\$13,320.00

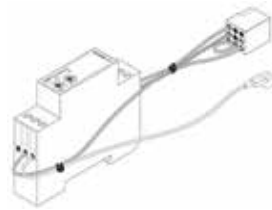
Dimensions: 3.5-5 GPM: 59"L x 42"W x 62"H; 6-9.5 GPM: 75"L x 48"W x 62"H  
 \*PLEASE NOTE: SLP's do not come standard with an LP regulator. Must order part number 9.802-633.0 for the LP regulator.  
 Draft diverter required for ETL certification - PN 9.801-040.0 (10"); PN 8.717-730.0 (12").  
 LP regulator required



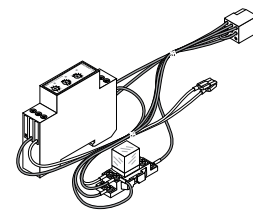
## SNG/SLP Options



**8.917-507.0**  
Auto Start/Stop, Wireless,  
No Remote



**8.917-508.0**  
Time Delay



**9.807-646.0**  
Auto Start/Stop Kit,  
Wired Remote and Lockout



**8.917-509.0**  
Wireless Handheld Transmitter



**8.921-774.0**  
Wired Remote Station - Pump / Burner  
(Add 8.921-773.0 to add Detergent Switch to remote station)



**9.801-040.0** Draft Diverter

Model	Order No	Description	List Price
<b>Required Items*</b>			
Regulator Assembly	9.802-633.0	LP Regulator Assembly	\$284.63
<b>Field-Installed Options</b>			
Kit	<b>A</b> 8.917-507.0	Kit, Auto Start / Stop- use with wireless remote or no remote	\$226.60
Kit	<b>B</b> 8.917-508.0	Kit, Time Delay	\$158.62
Kit	8.921-776.0	Kit, Steam Combo	\$173.88
Kit	<b>C</b> 9.807-646.0	Kit, Auto Start / Wired Remote - no lockout function	\$227.70
<b>Remote Station Options</b>			
Kit	<b>D</b> 8.917-509.0	Kit, Wireless Remote Control, comes with 1 wireless handheld transmitter	\$1,742.76
Transmitter	8.921-832.0	Wireless Handheld Transmitter	\$432.63
Kit	8.917-817.0	Kit, Wall Bracket for Wireless Handheld Transmitter	\$116.96
Kit	<b>E</b> 8.921-774.0	Kit, Wired Remote Station (Pump / Burner)	\$436.72
Kit	8.921-773.0	Kit, Wired Remote Station (Detergent)	\$211.14
Control Box	8.922-157.0	Wired Remote Control Box (can add up to 4) (Pump / burner switch included, add 8.921-773.0 for detergent switch)	\$381.92
<b>Draft Diverters* &amp; Dampeners</b>			
Draft Diverter (10")	<b>F</b> 9.801-040.0*	Draft Diverter (10") for use with 3.5 to 5.5 GPM models (no adapter needed) for use with 6.3 GPM models (needs 12" x 10" adapter)	\$141.11
Draft Diverter (12")	8.717-730.0*	Draft Diverter (12") for use with 6.3 - 10 GPM models (no adapter needed)	\$219.39
Draft Dampener (10')	8.753-474.0	Draft Dampener (10')	\$23.81
Draft Dampener (12')	8.753-478.0	Draft Dampener (12')	\$16.56
Reducer, Stack	8.753-706.0	Reducer, Stack 12" to 10"	\$26.78

\*Required items

- Auto Start/Stop and Time delay kits are easy to install, plug and play

**HOT WATER | ELECTRIC POWERED**

## EEC Series: All-Electric units for on-demand, indoor cleaning with hot water

### Features

- Quiet, enviro-clean and user friendly
- Rust-free stainless steel coil enhances high-efficiency heat transfer
- Auto start-stop for on-demand cleaning
- Shark belt-drive pump with U-Seal technology and 7-year limited warranty
- ETL certified to UL & CSA safety standards



Model	Order No	GPM	PSI	HP	Elec	Amps	Pump	KW Hour	Ship Wt	List Price
EEC-422007C	1.106-068.0	4.2	2000	6.2	460V / 3 ph	55	SM Crankcase	40.5	640 lbs	\$9,895.00
EEC-353007C	1.106-069.0	3.5	3000	7.5	460V / 3 ph	59	SM Crankcase	40.5	640 lbs	\$10,390.00
EEC-353007F	CALL	3.5	3000	7.5	575V / 3 ph	59	SM Crankcase	40.5	640 lbs	CALL

Dimensions: 32"L x 24"W x 52"H

### OPTIONS [Factory Installed]

PART NO.	DESCRIPTION	LIST PRICE	PART NO.	DESCRIPTION	LIST PRICE
9.801-012.0	Time-Delay Shutdown* *Replaces Auto start-stop	\$334.31	9.801-002.0	Pressure Washer Stainless Steel Cabinet	\$517.00

## HEATER ATTACHMENT | ELECTRIC POWERED | DIESEL HEATED

### HP HEATER: Turns a cold water pressure washer into a hot water unit



HP Heating Module: Diesel/oil-heated

Our Shark Series water heater provides supplemental heat to cold water machines, giving users the benefits of hot water cleaning when it's needed. An electric-powered diesel heated unit, the HP-5030D effectively heats water at a rate of up to 5 gallons per minute.

### Features

- Effective heating of up to 5 GPM
- ETL certified to UL & CSA safety standards
- High-efficiency design for low operating costs



Model	Order No	GPM	PSI	HP	Elec	Amps	Heated By	BTUs	Ship Wt	List Price
HP-5030D	1.109-113.0	Up to 5.0	Up to 3000	6.2	120V / 1 ph	5	Diesel	300,000	320 lbs	\$4,022.68

Dimensions: 47"L x 35"W x 47"H

## SPECIALS HEATER | ELECTRIC POWERED | DIESEL OR NATURAL GAS HEATED

### SPECIALS HEATER: Turns a cold water pressure washer into a hot water unit

### Features

- Effective heating of up to 5.6 GPM @ up to 4000 PSI
  - Oil-fired 120V AC / 1ph 5 Amp\*
  - Oil-fired 12V DC\*
  - NG Millivolt
- \*Verify voltage on order



**\*\*\*\* Other Heater Models available \*\*\*\***  
**Call for details & pricing**

Cold Water PW  
Hot Water PW  
Trailers  
Jetters  
Accessories  
Nozzle Chart  
PW Sales Center  
Detergents  
Floor Care

**TRS-2500 Package: Includes Best-Selling Options**

**SSG-503537E/G Skid**  
4.7 GPM @ 3500 PSI  
Honda GX630 engine  
Electric start w/ generator

Includes Optional Rock Guard  
to protect pressure washer  
from flying objects

Breakaway Tongue  
saves on storage space

**GREAT  
RETURN ON  
INVESTMENT!**

Includes High-Pressure Hose Reel  
(50ft hose included but not installed)

**SHIPS IN AN  
ENCLOSED  
CRATE!**

Includes Low-Pressure Hose Reel  
(garden hose not included)

Includes Saddle  
Boxes (2)  
for extra storage on trailer

**Cool bypass feature:**  
Circulates water back through  
tank allowing extended run  
time and pump protection!



Includes Wand, Hose, and  
Chemical Injector

Ask about our incredibly  
low shipping rates!  
Lease Options Available

**MOST CONTRACTORS CHOOSE THIS PACKAGE BECAUSE:**

- Easy to service
- Easy to tow
- Easy to use and operate
- Easy to store
- Easy to afford
- Best professional options available



Model	Order No	Axle	Load Capacity	Water Tank	Ship Wt	List Price
TRS-2500	1.103-828.0	Single	3500 lbs	200 gallon	1815 lbs	\$17,313*

\*Price includes complete package shown, details listed below.

Dimensions: 123" L x 75.5" W x 69.5" H

**Package includes:**



**TRAILER**  
TRS-2500 Single-axle TRS-2500 trailer w/ 200 gallon tank  
**BELT-DRIVE PRESSURE WASHER** (SEE PAGE 10 FOR DETAILS)  
SSG-503537E/G 4.7 GPM @ 3,500 PSI, Gas, 120V AC Burner  
**MOUNTING KIT**  
8.917-294.0 SSG Skid Mounting Kit

**BATTERY**  
8.904-051.0 Battery Installed On Pressure Washer  
**FACTORY INSTALLED**  
8.917-554.0 High-Pressure Hose Reel  
8.917-555.0 Low-Pressure Hose Reel  
8.917-556.0 Saddle Boxes (2)  
8.917-557.0 Rock Guard





MOBILE WASH SYSTEMS | CUSTOMIZED PACKAGES FOR THE PROFESSIONAL CLEANER

### TRS-2500: New, flexible design accomodates different size pressure washers

(hot water skid, medium size hot-water, cold-water)

**Applications:** Rental Yards • Construction • Mines • Marine • Property Management • Oil Fields • And More!

Leaf-spring suspension rated up to 3,500 lbs

3-way ball valve for easy switching of the water flow from the holding tank to a faucet

High-density, polyethylene 200-gallon water tank with a 12-inch access port, 1 1/2-inch drain valve, 3/4-inch float valve and a 50-mesh inlet filter

1,000 lb. swivel jack with a 2-inch ball coupler for quick and easy hook up of the trailer

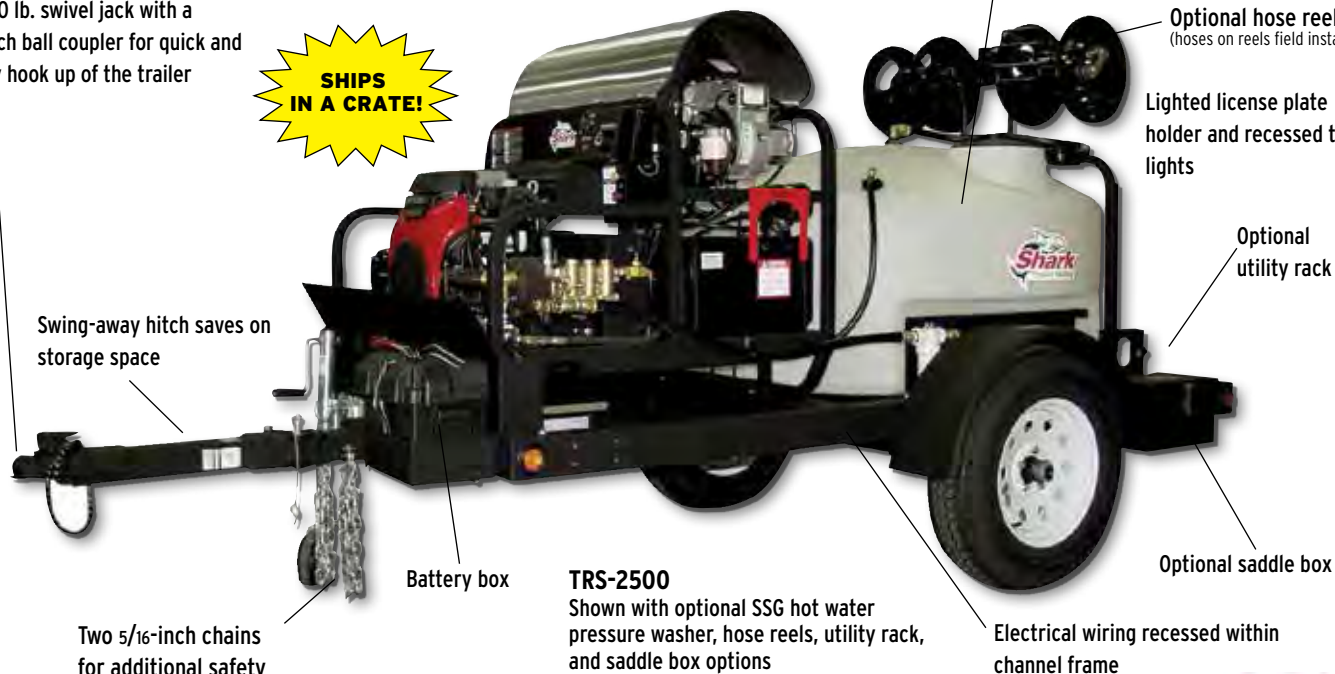


Optional hose reels (hoses on reels field installed)

Lighted license plate holder and recessed tail lights

Optional utility rack

Swing-away hitch saves on storage space



Two 5/16-inch chains for additional safety

Battery box

#### TRS-2500

Shown with optional SSG hot water pressure washer, hose reels, utility rack, and saddle box options (accommodates gasoline-powered hot and cold water pressure washers)

Electrical wiring recessed within channel frame

Optional saddle box



Model	Order No	Axle	Load Capacity	Water Tank	Ship Wt	List Price
TRS-2500* Package	1.103-823.0	Single	3500 lbs	200 gallon	1072 lbs	\$5,089*

\*Price includes trailer and water tank only. All trailers must be configured to spec.  
Dimensions: 123"L x 75.5"W x 69.5"H

#### COMPATIBLE PRESSURE WASHERS:

MODEL	DESCRIPTION	LIST PRICE
<b>(BELT-DRIVE MODELS: SEE PAGE 10 FOR DETAILS)</b>		
SSG-403037E	3.9 GPM @ 3,000 PSI, GAS, 12V DC Burner	\$8,380.00
SSG-503027E	4.8 GPM @ 3,000 PSI, GAS, 12V DC Burner	\$9,320.00
SSG-503027E/G	4.8 GPM @ 3,000 PSI, GAS, 120V AC Burner	\$9,780.00
SSG-503537E	4.7 GPM @ 3,500 PSI, Gas, 12V DC Burner	\$9,990.00
SSG-503537E/G	4.7 GPM @ 3,500 PSI, Gas, 120V AC Burner	\$10,880.00
SSG-603537E	5.6 GPM @ 3,500 PSI, Gas, 12V DC Burner	\$11,140.00
SSG-603537E/G	5.6 GPM @ 3,500 PSI, Gas, 120V AC Burner	\$11,870.00
8.917-294.0	Mounting Kit, SSG Skids*	\$85.10
<b>DIRECT-DRIVE MODELS - SEE PAGE 10 FOR DETAILS</b>		
SGP-403537E	3.5 GPM @ 3,500 PSI, Electric, 12V DC Burner	\$7,625.00
8.917-295.0	Mounting Kit, SGP Model*	\$265.00
<b>COLD WATER BELT-DRIVE MODELS - SEE PAGE 6 FOR MODELS &amp; DETAILS</b>		
8.917-296.0	Mounting Kit, Any Cold Water Belt Drive*	CALL

\*Required for mounting pressure washer to trailer

#### AVAILABLE OPTIONS ARE:

PART NO.	DESCRIPTION	LIST PRICE
<b>BATTERY</b>		
8.904-051.0	Battery Installed On Pressure Washer	\$607.55
<b>FIELD INSTALLED</b>		
8.917-558.0	Saddle Box (Ea)	\$168.71
8.917-559.0	Rock Guard	\$80.73
8.917-560.0	Utility Rack	\$388.31
<b>FACTORY INSTALLED</b>		
8.917-397.0	Electric Brakes	\$422.28
8.917-553.0	Electric Brake Breakaway Kit	\$126.27
8.917-398.0	Hydraulic Brakes	\$1,163.34
8.917-554.0	High-Pressure Hose Reel	\$476.10
8.917-555.0	Low-Pressure Hose Reel	\$476.10
8.917-556.0	Saddle Boxes (2)	\$205.97
8.917-557.0	Rock Guard	\$87.98

## TRS-3500: Heavy-duty, single-axle pressure washer trailers

Designed for hot-water skids, the TRS-3500 features a rugged, protective chassis design making this heavy-duty single-axle trailer perfect for use on busy construction sites. To customize your pressure washer trailer package, simply:

- Choose a pressure washer: Select from 7 models of the Shark SSG hot water pressure washers (see page 10) to create the professional cleaner's dream system.
- Choose your options: Customize your trailer with a broad selection of options and accessories, such as hose reels, chrome coverings, etc. A full list is below.



**TRS-3500**  
Shown with options and gasoline-powered hot water pressure washer; accommodates gasoline-powered pressure washers only

### Features

- Single axle rated up to 3,300 lbs.
- 200-gallon water tank made of high-density polyethylene with a 12-inch access port, 1 1/2-inch drain valve, 3/4-inch float valve and a 50-mesh inlet filter
- Two 5/16-inch chains for additional safety
- Electrical wiring recessed within tubular frame;
- Lighted license plate holder and recessed tail lights;
- 1,000 lb. swivel jack and easy hook up of the trailer;
- Two 3-way ball valves for easy switching of the water flow from the holding tank to a faucet;
- Rugged steel cage for security while transporting;
- Many accessories and options available

Designed for oil field applications and other rugged environments



Model	Order No	Axle	Load Capacity	Water Tank	Ship Wt	List Price
TRS-3500*	1.103-826.0	Single	3300 lbs	200 gallon	840 lbs	\$6,109.00*

\*Price includes trailer and water tank only. All trailers must be configured to spec.

Dimensions: 130"L x 73"W x 58"H

### PURCHASE WITH THE FOLLOWING SKIDS: (Skid details on page 10)

MODEL	DESCRIPTION	LIST PRICE	MODEL	DESCRIPTION	LIST PRICE
SSG-403037E	3.9 GPM @ 3,000 PSI, GAS, 12V DC Burner	\$8,380.00	SSG-503537E/G	4.7 GPM @ 3,500 PSI, Gas, 120V AC Burner	\$10,880.00
SSG-503027E	4.8 GPM @ 3,000 PSI, GAS, 12V DC Burner	\$9,320.00	SSG-603537E	5.6 GPM @ 3,500 PSI, Gas, 12V DC Burner	\$11,140.00
SSG-503027E/G	4.8 GPM @ 3,000 PSI, GAS, 120V AC Burner	\$9,780.00	SSG-603537E/G	5.6 GPM @ 3,500 PSI, Gas, 120V AC Burner	\$11,870.00
SSG-503537E	4.7 GPM @ 3,500 PSI, Gas, 12V DC Burner	\$9,990.00			

### OPTIONS [Factory Installed]

PART NO.	DESCRIPTION	LIST PRICE	PART NO.	DESCRIPTION	LIST PRICE
<b>BATTERY</b>			<b>MOUNTING KITS</b>		
8.904-051.0	Battery Installed On Pressure Washer	\$607.55	8.902-455.0	Skid Mounting & Plumbing Kit (Required for Mounting Pressure Washer to Trailer)	\$351.00
<b>BRAKE: ELECTRIC BRAKE OPTIONS</b>			<b>HOSES INSTALLED</b>		
8.902-440.0	Electric Brake	\$405.00	8.915-156.0	High-Pressure Hose, 3/8-inch x 100 ft., 2-Wire, Installed	\$320.85
8.902-436.0	Height Adjustable Hitch w/ 3-in. Lunette Eye (Replaces Ball Coupler)	\$142.00	8.915-155.0	Garden Hose, 3/4-inch x 50 ft., Installed	\$112.82
8.707-532.0	2-inch Ball Coupler (Fits Height Adjustable Hitch 8.902-436.0 above)	\$241.16	<b>HOSE REEL KITS (Hose NOT Included)</b>		
8.707-531.0	2-5/16-inch Ball Coupler (Fits Height Adjustable Hitch 8.902-436.0 above)	\$241.16	8.902-447.0	Hose Reel Kit for 100 ft. of 3/8-inch High-Pressure Hose	\$605.00
8.707-506.0	Kit, Breakaway Actuator with Battery	\$122.00	8.902-448.0	Hose Reel Kit for 200 ft. of 3/8-inch High-Pressure Hose	\$648.00
<b>BRAKE: HYDRAULIC BRAKE OPTION</b>			8.902-449.0	Hose Reel Kit for 75 ft. of 3/4-inch Industrial Garden Hose	\$759.00
8.902-441.0	Hydraulic Brake, with 2-inch Ball Coupler	\$1,065.00	<b>SIGNAGE PLATE</b>		
8.902-453.0	Hydraulic Brake, w/ Height Adjustable Hitch (Specify coupler below)	\$1,246.00	8.902-469.0	Signage Plate	\$57.00
8.707-532.0	Coupler, 2-inch Ball (Fits Height Adjustable Hitch 8.902-451.0 & 8.902-453.0 above)	\$241.16	<b>WHEELS AND FENDERS</b>		
8.707-531.0	Coupler, 2-5/16-inch Ball (Fits Height Adjustable Hitch 8.902-451.0 & 8.902-453.0 above)	\$241.16	8.902-466.0	Chrome Wheels, Pair, w/ ST205/75D15/C Spare Tire	\$368.00
8.707-534.0	Coupler, 3-inch Lunette Eye (Fits Height Adjustable Hitch 8.902-451.0 & 8.902-453.0 above)	\$86.89	8.902-467.0	Chrome Fenders, Pair	\$307.00



## MOBILE WASH SYSTEMS | CUSTOMIZED PACKAGES FOR THE PROFESSIONAL CLEANER

### TRS-6000: Heavy-duty, double-axle pressure washer trailers

The TRS-6000 trailer's rugged, heavy-duty double-axle design with 330-gallon water tank allows for long run times making it perfect for cleaning jobs that are far from a convenient water source. To customize your pressure washer trailer package, simply:

- **Choose a pressure washer:** Select from 9 models of the Shark SSG or SSD hot water pressure washers (see page 10) to create the professional cleaner's dream system.
- **Choose your options:** Customize your trailer with a broad selection of options and accessories, such as hose reels, chrome coverings, etc. A full list is below.



**TRS-6000**  
Shown with options and  
gas-powered hot water pressure washer;  
accommodates both gasoline- and diesel-powered pressure washers



#### Features

- Double-axle rated up to 6,000 lbs.
- 330-gallon water tank made of high-density polyethylene with a 12-inch access port, 1 1/2-inch drain valve, 3/4-inch float valve and a 50-mesh inlet filter
- Two 5/16-inch chains for additional safety
- Electrical wiring recessed within tubular frame
- Lighted license plate holder and recessed tail lights
- 1,000 lb. swivel jack with a 2 5/16-inch ball coupler for quick and easy hook up of the trailer
- Two 3-way ball valves for easy switching of the water flow from the holding tank to a faucet
- Rugged steel cage for security while transporting
- Many accessories and options available

Model	Order No	Axle	Load Capacity	Water Tank	Ship Wt	List Price
TRS-6000*	1.103-827.0	Tandem	6000 lbs	330 gallon	1980 lbs	\$8,950.00*

\*Price includes trailer and water tank only. All trailers must be configured to spec.

Dimensions: 178"L x 80"W x 62"H

#### PURCHASE WITH THE FOLLOWING SKIDS (Skid details on page 10)

MODEL	DESCRIPTION	LIST PRICE	MODEL	DESCRIPTION	LIST PRICE
SSG-403037E	3.9 GPM @ 3,000 PSI, GAS, 12V DC Burner	\$8,380.00	SSG-603537E	5.6 GPM @ 3,500 PSI, Gas, 12V DC Burner	\$11,140.00
SSG-503027E	4.8 GPM @ 3,000 PSI, GAS, 12V DC Burner	\$9,320.00	SSG-603537E/G	5.6 GPM @ 3,500 PSI, Gas, 120V AC Burner	\$11,870.00
SSG-503027E/G	4.8 GPM @ 3,000 PSI, GAS, 120V AC Burner	\$9,780.00	SSD-603567E	5.6 GPM @ 3,500 PSI, Diesel, 12V DC Burner	\$19,999.00
SSG-503537E	4.7 GPM @ 3,500 PSI, Gas, 12V DC Burner	\$9,990.00	SSD-603567E/G	5.6 GPM @ 3,500 PSI, Diesel, 120V AC Burner	\$21,449.00
SSG-503537E/G	4.7 GPM @ 3,500 PSI, Gas, 120V AC Burner	\$10,880.00			

#### OPTIONS [Factory Installed]

PART NO.	DESCRIPTION	LIST PRICE	PART NO.	DESCRIPTION	LIST PRICE
<b>MOUNTING KITS</b>					
8.902-455.0	Skid Mounting & Plumbing Kit (Required for Mounting Pressure Washer to Trailer)	\$351.00	<b>HOSES INSTALLED</b>		
<b>BATTERY</b>					
8.904-051.0	Battery Installed On Pressure Washer	\$607.55	8.915-156.0	High Pressure Hose, 3/8-inch x 100 ft., 2-Wire, Installed	\$320.85
<b>BRAKE: ELECTRIC BRAKE OPTIONS (Check your state regulations on trailer brakes)</b>					
8.902-437.0	Electric Brake, One Axle	\$389.00	8.915-155.0	Garden Hose, 3/4-inch x 50 ft., Installed	\$112.82
8.902-445.0	Electric Brake, Two Axles	\$748.00	<b>HOSE REEL KITS (Hose NOT Included)</b>		
8.902-436.0	Height Adjustable Hitch w/ 3-in. Lunette Eye (Replaces Ball Coupler)	\$142.00	8.902-447.0	Hose Reel Kit for 100 ft. of 3/8-inch High-Pressure Hose	\$605.00
8.707-532.0	2-inch Ball Coupler (Fits Height Adjustable Hitch 8.902-436.0 above)	\$241.16	8.902-448.0	Hose Reel Kit for 200 ft. of 3/8-inch High-Pressure Hose	\$648.00
8.707-531.0	2-5/16-inch Ball Coupler (Fits Height Adjustable Hitch 8.902-436.0 above)	\$241.16	8.902-449.0	Hose Reel Kit for 75 ft. of 3/4-inch Industrial Garden Hose	\$759.00
8.707-506.0	Kit, Breakaway Actuator with Battery	\$122.00	<b>CHEMICAL RACK</b>		
<b>BRAKE: HYDRAULIC BRAKE OPTIONS</b>					
8.902-438.0	Hydraulic Brake, One Axle, with 2-in. Ball Coupler	\$1,065.00	8.912-409.0	Dual 5 gal. Bucket Chemical Rack	\$168.00
8.902-446.0	Hydraulic Brake, Two Axles, with 2-in. Ball Coupler	\$1,906.00	<b>FUEL TANK AND TOOL BOX [Diesel Only - Special Order Option]</b>		
8.902-451.0	Hydr. Brake, One Axle, w/ Height Adj. Hitch (Specify Coupler below)	\$1,256.00	No PN	Fuel & Tool, Tank 45 gal.	CALL
8.902-452.0	Hydr. Brake, Two Axles, w/ Height Adj. Hitch (Specify Coupler below)	\$1,742.00	No PN	Fuel & Tool, Tank 24 gal.	CALL
8.707-532.0	Coupler, 2-inch Ball (Fits Height Adjustable Hitch 8.902-451.0 & 8.902-452.0 above)	\$241.16	<b>SIGNAGE PLATE</b>		
8.707-531.0	Coupler, 2-5/16-inch Ball (Fits Height Adjustable Hitch 8.902-451.0 & 8.902-452.0 above)	\$241.16	8.902-469.0	Signage Plate	\$57.00
8.707-534.0	Coupler, 3-inch Lunette Eye (Fits Height Adjustable Hitch 8.902-451.0 & 8.902-452.0 above)	\$86.89	<b>WHEELS AND FENDERS</b>		
			8.902-466.0	Chrome Wheels, Pair, w/ST205/75D15/C Spare Tire (2 Pair Required for TRS-6000)	\$368.00
			8.902-468.0	Chrome Fenders, Pair	\$426.00



SPECIALS

**STP Special: Hot Water, Electric Steamer**



**Features**

- 300 PSI @ 2.0 GPM
- Capable of 310 degree steam
- 120V / 1ph
- 1.5hp motor
- Open gun system
- Comes with steam wand, steam nozzle and steam hose

**Call for details**

**TRS-6000 Special: Heavy-Duty Industrial Design**



**Features**

- SSD-603537E/G diesel-powered, 3500 PSI @ 5.6 GPM belt-drive hot water skid
- 120V Winco generator
- Completely tamper proof
- Jack stand (welded)
- Surge brakes one axle w/ 2" ball coupler and 3" Lunette eye
- Downstream chemical injection
- Upgraded rugged componets
- Fuel and tool box

**Call for details**



Jack Stand



Tamper Proof Controls



Cold Water PW

Hot Water PW

Trailers

Jetters

Accessories

Nozzle Chart

PW Sales Center

Detergents

Floor Care

SPECIAL ORDER SKIDS AND TRAILERS AVAILABLE

## SPECIALS

### Flat Bed Skid: Slides into the back of a truck or trailer



#### Features

- 200-gallon water tank
- Comes with (1) high-pressure hose reel and (1) low-pressure hose reel
- Highly customizable with multiple engine choices and options (see SSG skids on page 11)
- Easy access front panel operation
- ETL certified to UL-1776 safety standards
- 4 lifting eyes
- Low water shutoff

**Call for details**



### Stainless Steel Hot Water Skid



#### Features

- Stainless steel chassis and cage with lifting eyes
- 3500 PSI
- SDD-603567E/G Diesel engine
- Diesel burner
- Corrosion resistance

**Call for details**

**Perfect for  
Oil Fields,  
Oil Rig Platforms  
and Mining!**

Cold Water PW

Hot Water PW

Trailers

Jetters

Accessories

Nozzle Chart

PW Sales Center

Detergents

Floor Care

SPECIALS

Dual-Axle Pressure Washer Trailer w/ Recovery System



(2) 55-gallon recovery drums, (2) 100' high-pressure hoses w/ reels, (1) 50' low-pressure hose w/ reel

Features

- 230-gallon water tank
- SSG-503027E/G hot water skid. See page 22 for customizable SSG units
- Fuel tank & tool box combination
- 50-gallon gas tank for long run times
- 2-gun set-up (guns included with complete set of nozzles)
- (2) 55-gallon drums for water recovery
- Vacuum specs:
  - 4 peak hp
  - 11 amps
  - 105 static PSI (in)
  - 107 cfm at 2.5 orifice
  - 50 foot vacuum hose
- Includes wand with pickup tool

Call for details

Cold Water PW

Hot Water PW

Trailers

Jetters

Accessories

Nozzle Chart

PW Sales Center

Detergents

Floor Care

## ELECTRIC JETTERS | DRAIN CLEANERS FOR PLUMBING PROFESSIONALS

### SHARK JETTERS: Powerful and proven drain cleaning machines

With more than 15 years experience manufacturing jetters, Shark offers 3 high-pressure electric jetters and 4 high-pressure gas jetters to the plumbing, rental, jan san and MRO markets.

#### Features

- 1500 PSI, 1.7 GPM
- 1-1/2 hp motor, 13 amp w/GFCI
- Durable Triplex pump
- Heavy-duty frame
- 1725 rpm motor = long lasting pump
- Thermal relief valve
- Back flow check valve
- Inlet filter
- Pressure gauge
- Retractable handle on SJPE-1500
- Compact design for easy transport
- All models come standard with gloves & safety goggles



Shark's unique Pulse Technology was engineered to do the hard work so you don't have to. The pulsating action breaks the friction between the hose and pipe, allowing the hose to move easily through the pipe, especially around tight curves.

All models ETL certified to UL-1776 and CSA safety standards



SJHE-1500

Basic Models*	Order No	GPM	PSI	Motor	Pump	Net Wt (lbs)	List Price
SJHE-1500*	1.106-045.0	1.7	1500	1-1/2 hp, 1725 rpm	Triplex	71 lbs	\$1,496.00
SJPE-1500*	1.106-046.0	1.7	1500	1-1/2 hp, 1725 rpm	Triplex	105 lbs	\$1,874.00
SJPE-1650*	1.106-048.0	1.7	1500	1-1/2 hp, 1725 rpm	Triplex	130 lbs	\$2,065.00

\*No hose, no nozzles

Dimensions: SJHE-1500: 24"L x 18"W x 23"H; SJPE-1500: 35"L x 27"W x 41"H; SHPE-1650: 35"L x 27"W x 41"H



SJPE-1500

Models with Accessory Kits	Order No	Description	List Price
SJHE-1500 (Kit B)	1.107-199.0	150' 1/4-inch Sewer Hose 25' 1/8-inch Sewer Hose 1/8-inch Sewer Nozzle 1/4-inch Sewer Nozzle	\$2,085.00
SJPE-1500 (Kit B)	1.107-201.0	150' 1/4-inch Sewer Hose 25' 1/8-inch Sewer Hose 1/8-inch Sewer Nozzle 1/4-inch Sewer Nozzle	\$2,429.00
SJPE-1650 (Kit B)	1.107-203.0	150' 1/4-inch Sewer Hose 1.7 25' 1/8-inch Sewer Hose 1/8-inch Sewer Nozzle 1/4-inch Sewer Nozzle	\$2,866.00

Dimensions: SJHE-1500: 24"L x 18"W x 23"H; SJPE-1500: 35"L x 27"W x 41"H; SHPE-1650: 35"L x 27"W x 41"H



SJPE-1650

Models with Accessory Kits	Order No	Description	List Price
SJHE-1500 (Kit C)	1.107-200.0	150' 1/4-inch Sewer Hose 75' 1/8-inch Sewer Hose 1/8-inch Sewer Nozzle 1/4-inch Sewer Nozzle	\$2,235.00
SJPE-1500 (Kit C)	1.107-202.0	150' 1/4-inch Sewer Hose 75' 1/8-inch Sewer Hose 1/8-inch Sewer Nozzle 1/4-inch Sewer Nozzle	\$2,502.00
SJPE-1650 (Kit C)	1.107-204.0	150' 1/4-inch Sewer Hose 1.7 75' 1/8-inch Sewer Hose 1/8-inch Sewer Nozzle 1/4-inch Sewer Nozzle	\$2,801.00

Dimensions: SJHE-1500: 24"L x 18"W x 23"H; SJPE-1500: 35"L x 27"W x 41"H; SHPE-1650: 35"L x 27"W x 41"H



## Shark Gas Engine Jetters: Four high-power models

### Features

- Pulse Technology on demand
- Honda or Vanguard engines w/ low oil shutoff
- Electric start standard on SJGDG-3016 and SJGDG-3020 (battery not included)
- Heavy-duty frame
- Hose reel w/ drag brake, rear lock and swivel
- Metal tool box comes standard
- Thermal relief valve
- Back flow check valve
- Inlet filter
- Pressure gauge
- All models come standard with gloves & safety goggles

All models ETL certified to UL-1776 safety standards



Basic Models*	Order No	GPM	PSI	Engine	Pump	Net Wt (lbs)	List Price
SJDDG-3011*	1.107-063.0	4	3000	Honda 389cc	Triplex Direct-Drive	173 lbs	\$3,017.00
SJGDG-3013*	1.107-067.0	4	3000	Honda 389cc	Triplex Direct-Drive	203 lbs	\$3,837.00
SJGDG-3016*	1.107-060.0	5.5	3000	Vanguard 480cc	Triplex Gear-Drive	280 lbs	\$5,418.00
SJGDG-3020*	1.107-061.0	8	3000	Honda 614cc	Triplex Gear-Drive	375 lbs	\$5,885.00

\*No hose, no nozzles

Models with Accessory Kits	Order No	Description	List Price
SJDDG-3011 (KIT B)	1.107-205.0	200' 3/8-inch Sewer Hose; 3/8-inch Sewer Nozzle	\$3,664.00
SJGDG-3013 (KIT B)	1.107-207.0	200' 3/8-inch Sewer Hose; 3/8-inch Sewer Nozzle, Chemical Injector, Gun, Wand; 50' 3/8-inch High Pressure Hose	\$4,616.00
SJGDG-3016 (KIT B)	1.107-209.0	250' 3/8-inch Sewer Hose; 3/8-inch Sewer Nozzle; Chemical Injector, Gun, Wand; 50' 3/8-inch High Pressure Hose	\$5,960.00
SJGDG-3020 (KIT B)	1.107-211.0	250' 3/8-inch Sewer Hose; 3/8-inch Sewer Nozzle; SHR-300 300' Cart Hose Reel, Chemical Injector, Gun, Wand; 50' 3/8-inch High Pressure Hose	\$7,415.00

Models with Accessory Kits	Order No	Description	List Price
SJDDG-3011 (KIT C)	1.107-206.0	200' 3/8-inch Sewer Hose; 150' 1/4-inch Sewer Hose; 1/4-inch and 3/8-inch Sewer Nozzles; SHR-300 300' Cart Hose Reel	\$4,761.00
SJGDG-3013 (KIT C)	1.107-208.0	200' 3/8-inch Sewer Hose; 150' 1/4-inch Sewer Hose; 1/4-inch and 3/8-inch Sewer Nozzles; SHR-300 300' Cart Hose Reel, Chemical Injector, Gun, Wand; 50' 3/8-inch High Pressure Hose	\$5,897.00
SJGDG-3016 (KIT C)	1.107-210.0	250' 3/8-inch Sewer Hose; 150' 1/4-inch Sewer Hose; 1/4-inch and 3/8-inch Sewer Nozzles; SHR-300 300' Cart Hose Reel; Chemical Injector, Gun, Wand; 50' 3/8-inch High Pressure Hose	\$7,124.00

### OPTIONAL ACCESSORIES

Model	Order No.	Description	List Price
SHR-200HR	8.902-989.0	200' Hose Reel	\$856.00
SHR-200FP	8.902-990.0	200' Hose Reel w/ Foot Pedal	\$941.00

Model	Order No.	Description	List Price
SHR-300	8.902-985.0	300' Portable Cart Hose Reel	\$1,516.28
SFP	8.902-986.0	Foot Pedal	\$406.25



SHR-200 Hose Reel



SHR-300 Cart Reel  
(hose not included)

Cold Water PW

Hot Water PW

Trailers

Jetters

Accessories

Nozzle Chart

PW Sales Center

Detergents

Floor Care

## Drain Auger: Available in a manual crank and drill adaptable models



Applicable for both indoor and outdoor small drain pipes (1-1/4" to 3"), Shark's drain augers are designed to be simple to use and easy to handle. Simply release the locking screw, insert the soft shaft into the pipe, latch the lock and rotate the handle. The metal barrel core ensures cleaner and more convenient use.

### Features

- For use in 1-1/4" to 3" pipes
- Quickly opens clogged kitchen, bathroom and laundry sinks
- Anti-twisting / anti-kinking inner core cable

Model	Order No	Description	List Price
DSH-1	8.753-185.0	Drain Auger	\$100.19
DSP-10	8.753-186.0	Drain Auger w/ Drill Adapter*	\$197.69
DSH-3	8.753-184.0	Closest Auger	\$95.06

\*Drill not included.

## Drain Plunger: Force pump for clearing drain clogs



### Features

- Quickly and easily removes blockages in drain, toilets, sinks, baths and waste pipes
- Comes with 3 adaptors for use on different sewer lines
- Removable handle for easy and comfortable operation
- Double sided sealing lip for optimal pressure

Model	Order No	Description	List Price
DSH-2	8.753-187.0	Drain Plunger	\$130.41

## Foot Controlled Pressure Valve



8.710-134.0



8.709-972.0

Operators of sewer and tube cleaning equipment need both hands free to feed or retract the hose in the sewer line. Foot operated valve allows hands-free control.

### Features

- Inlet 3/8" - outlet 1/4"
- Up to 12 GPM max flow
- Up to 5000 PSI max pressure
- Brass body - stainless steel valve
- Steel cover for safety

Model	Order No	Description	PSI	List Price
Foot valve	8.902-986.0	Shark SFP foot valve	4000	\$406.25
Foot valve	8.710-134.0	Sewer cleaner foot valve	3000	\$137.66
Foot valve	8.709-972.0	Foot valve w/ ST-2305*	5000	\$345.05
Repair kit	8.701-657.0	Repair kit - foot valve	-	\$20.65
Repair kit	8.701-673.0	Repair kit ST-2305	-	\$14.65
Kit	8.711-526.0	Kit, 25' hose, #4.5 nozzle, foot valve	-	\$220.46

\* Heavy gauge steel construction for durability and stability

## Sewer Hose: Super flexible sewer line hose



Hose and couplings have small outside diameter, allowing hose and nozzles to fit through sewer line. Sewer line has Super Tough poly-ether cover over ultra-flexible nylon tube. (1/8" sewer nozzle and hose will operate through many 1-1/2" lines) Nozzles not included.

### Features

- 150°F max temperature
- Nylon tube, poly-ether cover

Model	Order No	Description	List Price
<b>1/8" Hose - 4800 PSI, 1/4" Inlet 1/8" Outlet</b>			
1/8" Hose	8.705-601.0	1/8" x 25'	\$80.37
1/8" Hose	8.705-602.0	1/8" x 50'	\$108.68
1/8" Hose	8.705-603.0	1/8" x 100'	\$186.93
<b>1/4" Hose - 2600 PSI, 1/4" Inlet 1/4" Outlet</b>			
1/4" Hose	8.705-607.0	1/4" x 50'	\$78.56
1/4" Hose	8.705-608.0	1/4" x 100'	\$169.74

Model	Order No	Description	List Price
<b>1/4" Hose - 4400 PSI, 1/4" Inlet 1/4" Outlet</b>			
1/4" Hose	8.705-610.0	1/4" x 50'	\$110.55
1/4" Hose	8.705-611.0	1/4" x 100'	\$206.03

## Sewer Nozzles: Stainless steel sewer nozzles



### Features

- 4100 PSI max pressure
- Corrosion-resistant stainless steel
- One forward orifice
- Three rear orifices

Model	Order No	Nozzle / Size	List Price
Nozzle	8.710-905.0	1/8" / 5.0	\$17.28
Nozzle	8.710-906.0	1/8" / 5.5	\$17.28
Nozzle	8.710-907.0	1/8" / 6.0	\$17.44
Nozzle	8.710-908.0	1/4" / 6.5	\$18.79
Nozzle	8.710-909.0	1/4" / 7.0	\$18.79
Nozzle	8.710-910.0	1/4" / 9.5	\$18.94

## Sewer, Rotating Sewer and Duct Cleaner Nozzles



Rotating Nozzle



Duct Cleaner



Sewer Nozzle

The reverse jets on the fixed and rotary nozzles pull the hose through the tube or sewer line and blast debris from line or tube walls.

### Features - Standard Sewer Nozzle

- Blast forward and back
- Clears clogs and flushes out lines
- 4200 PSI max pressure

### Features - Rotating Sewer Nozzle

- Adds extra agitation
- 3000 PSI max pressure
- Back Jet Only

Model	Order No	Description	List Price
<b>Rotating Sewer Nozzle</b>			
0 Forward, 3 Back*	8.710-899.0	1/8" / 5.5	\$51.39
0 Forward, 3 Back*	8.710-898.0	1/4" / 5.5	\$51.65
0 Forward, 3 Back*	8.710-900.0	1/4" / 8.0	\$52.16
<b>Duct Cleaner Nozzle</b>			
0 Forward, 2 Side	8.710-887.0	1/4" / 5.5	\$50.70
<b>Sewer Nozzle</b>			
0 Forward, 3 Back*	8.710-875.0	1/8" / 4.5	\$24.32
1 Forward, 3 Back	8.710-874.0	1/8" / 5.5	\$24.58
1 Forward, 3 Back	8.710-878.0	1/4" / 4.5	\$23.18
1 Forward, 3 Back	8.705-610.0	1/4" x 50'	\$110.55

Model	Order No	Description	List Price
1 Forward, 3 Back	8.710-876.0	1/4" / 5.5	\$23.18
1 Forward, 4 Back	8.710-877.0	1/4" / 6.0	\$24.12
1 Forward, 4 Back	8.710-880.0	1/4" / 7.5	\$24.58
1 Forward, 3 Back	8.710-879.0	1/4" / 8.0	\$23.65
1 Forward, 3 Back	8.710-881.0	1/4" / 12	\$23.39
1 Forward, 3 Back	8.710-885.0	3/8" / 4.0	\$51.29
1 Forward, 3 Back	8.710-884.0	3/8" / 5.5	\$49.06
1 Forward, 4 Back	8.710-886.0	3/8" / 8.5	\$51.54
1 Forward, 4 Back	8.710-883.0	3/8" / 12	\$50.04
1 Forward, 4 Back	8.710-882.0	3/8" / 14	\$50.04

\* Back jet only

### ACCESSORIES | ATTACHMENTS TO ENHANCE CLEANING EFFECTIVENESS

## Accessories for KG & RG Pressure Washers



**RG:** Gasoline-powered, direct-drive for residential use



**KG:** Gasoline-powered, direct-drive

Complete the RG and KG pressure washer package with these popular accessories, including hoses, wands and trigger guns.

Model	Order No	Description	List Price
KG-252437 / KG-262637	9.162-320.0	Hose, 50', 3000 PSI, 22MM Ends	\$142.83
KG-313137 / KG-403637 / RG-364037	9.162-323.0	Hose, 50', 4000 PSI, 22MM Ends	\$162.81
RG-232637 / RG-253037	8.753-423.0	Hose, 25', 3000 PSI, 22MM Ends	\$24.62
KG-313137 / KG-403637	8.754-381.0	MV 925 Gun, 4500 PSI	\$86.41
RG-232637 / RG-253037	9.112-012.0	Extended Trigger Gun, 3000 PSI	\$17.66
KG Series	9.802-220.0	Wand, 18" M22 X 1/4" Q/C	\$27.00

## Tachometer / Hour meter



8.904-540.0

### Features

- Extremely rugged and tamper-proof
- Sealed from dirt and moisture

Model	Order No	Description	List Price
Hour Meter	8.904-540.0	Tachometer/Hour Meter 12VDC	\$92.94

## Shark Industrial Sandblasters



8.904-470.0

For the extra-tough cleaning jobs, wet-sandblasting is the dust-free solution. Shark's sandblasters attach to a cold-water pressure washer and, using a venturi, mixes sand or other abrasive media with the high-pressure spray to create enough cleaning power to strip paint off concrete and barnacles from a ship's hull.

The sandblasting nozzle is made of tungsten carbide for long life. There are two models; a top-of-the-line steel pot (photo below on right) with tight-fitting lid, or with a probe only.

**Rating:** Super-duty

**Recommended Usage:** Heavy

**Attaches to:** Any cold-water pressure washer with minimum volume of 4 GPM

### Features

- Quick-connect coupler for ease in attaching sand probe or pot
- Valve for metering the flow of the media
- Tubed pneumatic tires for easy maneuvering



8.904-472.0

Model	Order No	Description	List Price
Sandblaster	8.904-470.0	Sandblaster with Pot and built in Probe	\$1,528.52
Sandblaster	8.904-472.0	Sandblaster with Probe	\$983.25



## Mosmatic Surface Cleaners & Duct Cleaner



### Turbo Surface Cleaner

Delivers high-pressure performance with low maintenance for any hot or cold pressure washer. Completely stainless steel design makes this the toughest surface cleaner available in the pressure cleaning market.

Swiss engineered with high RPM Swivel features reinforced self-lubricated stainless steel ball bearings and dual spring based carbide seal bushings for long-lasting operation under tough conditions.

Ideal for Pressure Washer Contractor to clean Walls, Ceilings, Public Facilities, Tile Floors and other hard to reach areas. Uses 1/8" meg 1503 nozzles.



### 12" Surface Cleaner

- Designed for effortless cleaning of small areas including walls and angled surfaces.
- High RPM swivel with integrated toggle joint and adjustable tension system.
- 250°F
- 4000 PSI
- 6.5lbs

### Duct Cleaner

- Designed as an accessory for use with high pressure pumps or pressure washers. Cleans Ducts, Chutes, Vents, Restaurant Exhausts, Tanks, etc.
- Self rotating and feeding stainless steel triple bearing system for constant easy turning. Nozzle holders are 1/8" NPTF. Nozzles are sold separate.
- 250°F
- 4000 PSI
- 9lbs
- 12" SS Cover



Model	Order No	Description	PSI	List Price
Surface Cleaner	8.749-911.0	Surface Cleaner - 12"	4000	\$913.07
Turbo Cleaner	8.712-284.0	Turbo Cleaner - 8"	4000	\$684.14
Duct Cleaner	8.712-280.0	Duct Cleaner TYR-2s, Adjustable 6"	4000	\$658.26
Duct Cleaner	8.712-279.0	Duct Cleaner TYR-2s, Fixed 6"	4000	\$594.09

## Mosmatic With Recovery - Recover water & dirt while cleaning




Vacuum hose not included

These surface cleaners are based off the Mosmatic 12" surface cleaning, with an added recovery system. The specially designed recovery system will allow you to recover the water and dirt from your cleaning area in one pass.

Model FL-AHB-KAU comes with a Gum Remover Scraper, and also has an optional Gum Remover Nozzle (sold separately). The special gum remover nozzle is mounted on the back of the cleaner. The right hand gun is for the surface cleaner and the left hand gun is for the gum remover, or other tough spots. The flat angle of the nozzle lifts and breaks up the gum for easy removal.

Model	Order No	Description	PSI	List Price
FL-AH 520	8.751-299.0	Surface Cleaner w/ Recovery	5000	\$3,135.32
FL-AHB-KAU	8.751-300.0	Gum Remover w/ Recovery	5000	\$4,307.67

## Mosmatic Roof Cleaner



Industrial quality tool specially designed for efficient, high pressure roof cleaning while keeping the operator in a safe area.

### Features

- 21-inch
- 4000 PSI
- 250°F
- 31.9 lbs.
- Pressure gauge
- Ball valve
- Adjustable Wheels (height & width)
- Safety eye connection for rope or cable
- (2) 1/8" nozzles sold separately

Model	Order No	Description	List Price
Roof Cleaner	8.749-910.0	Mosmatic Roof Cleaner	\$2,556.45



## ACCESSORIES | ATTACHMENTS TO ENHANCE CLEANING EFFECTIVENESS

Cold Water PW

Hot Water PW

Trailers

Jetters

Accessories

Nozzle Chart

PW Sales Center

Detergents

Floor Care

### Rotary Surface Cleaner



The NEW Rotary Surface Cleaner is the affordable way to clean flat surfaces fast without leaving "striping" often caused when using a wand.

#### Benefits:

- Huge time savings
- Easy, effortless work
- Substantially lower cost (especially saves on labor cost)
- Visibly greater cleanliness
- Use with hot or cold water
- Circular design allows a zero wall clearance
- Hover action (cleaner floats above ground)
- Eliminates streaking and fatigue

Available in 21" and 24" size models

#### Specs:

- 2000 - 4000 PSI
- 3.0 - 8.0 GPM
- 212°F Max Temp
- 2500 Max RPM
- Weight: 26 lbs (21")  
29 lbs (24")

#### Comparison Chart

The following comparison chart shows the typical time taken to clean a typical driveway (37 sq. meter) (400 ft<sup>2</sup>)

Attachment	Time
Rotary Surface Cleaner	10 min.
Standard Spray Nozzle	80 min.

Model	Order No	Description	List Price
A+SC21	8.753-572.0	21" Surface Cleaner	\$804.32
A+SC24	8.753-573.0	24" Surface Cleaner	\$900.34

### The Ultra Clean HC



- ABS Housing
- 2" nylon brush
- Powder coated handle
- Handles water temp up to 185°F
- 3-6 GPM
- Dimensions: 16" x 43" x 9"
- Weight 19 lbs

Model	Order No	Description	List Price
Ultra Clean HC	8.710-071.0	Whisper Wash Ultra Clean HC	\$1,022.58

### The Classic



- Portable breakaway handle
- ABS Housing
- 2" nylon brush
- Handles water temp up to 212°F
- 4-10 GPM
- Dimensions: 19" x 77" x 12"
- Weight 28 lbs

Model	Order No	Description	List Price
The Classic	8.710-073.0	19" Whisper Wash Classic	\$1,601.65
Repair Kit	8.750-604.0	Swivel, Big Guy & Classic	\$585.04

### Whisper Wash Flat Surface Cleaners



#### The "Big Guy"

- Powder coated aluminum housing
- Oversized, self-lubricating twin thrust bearings
- Choice of 2 or 4 nozzles
- 10" pneumatic tires, 4" caster
- Crafted with durable stainless steel & aircraft aluminum
- Handles water temp up to 212°F
- 4-10 GPM
- Dimensions: 28" x 44" x 12"
- Weight 48 lbs

Model	Order No	Description	List Price
Big Guy	8.710-074.0	Whisper Wash Big Guy with 2 Nozzles	\$1,835.13
Big Guy	8.710-075.0	Whisper Wash Big Guy with 4 Nozzles	\$1,974.78
Repair Kit	8.750-604.0	Swivel, Complete Big Guy & Classic	\$585.04
Repair Kit	8.701-879.0	Repair Kit, Seal, Big Guy & Classic	\$84.20
Big Guy	8.701-874.0	Spraybar, 4 Nozzle, Big Guy	\$175.95
Big Guy	8.701-876.0	Spraybar, 2 Nozzle, Big Guy	\$172.85

#### The "Maxima 36"



- Portable Break away Handle
- Handles water temp up to 212°F
- 4-10 GPM
- 2500 RPM
- Dimensions: Cover: 36", Handle: 77"
- Weight 37 lbs

Model	Order No	Description	List Price
Maxima 36	8.710-089.0	Maxima 36" Surface Cleaner	\$2,352.52

### Cyclone Rotary Surface Cleaner



The "Cyclone" rotary surface cleaner can be used with most hot and cold water washers. It reduces overspray and zebra striping. Great for warehouse floors, sidewalks, pool decks, parking lots, etc.

- 4-10 GPM
- 2000 - 3500 PSI
- Handles water temp up to 200°F
- Polyethylene housing
- Collapsible handle
- Pneumatic tires
- 20" diameter surface cleaning
- Up to 5 gpm
- Weight: 35 lbs

Model	Order No	Description	List Price
Cyclone	8.903-608.0	20" Surface Cleaner	\$1,292.65

## High-Pressure Hose: Made of abrasion-resistant, steel-wire braid



A

Shark's easy-to-identify hose is made of the highest quality. Tested to ISO 6945 / DIN 20024, it has proven to have up to seven times more abrasion resistance than other brands yet is 20% more flexible.

### Features

- Maximum-strength Class A ORS
- 20% More flexible than other brands
- Unique high-endurance wire braid



B



C

Model	Order No	PSI	Length	Wire Braid	Inside Diameter	Color	Guard Color	List Price
Hose A	8.739-020.0	4000	25 ft.	Single	3/8"	Black	Black	\$58.13
Hose	8.739-021.0	4000	50 ft.	Single	3/8"	Black	Black	\$96.85
Hose	8.739-033.0	4000	100 ft.	Single	3/8"	Black	Black	\$171.40
Hose	8.739-066.0	5800	50 ft.	Double	3/8"	Black	Red	\$126.27
Hose	8.739-224.0	5000	50 ft.	Double	3/8"	Black	Red	\$113.30
Hose	8.739-226.0	5000	100 ft.	Double	3/8"	Black	Red	\$210.63
Hose B	8.740-260.0	4500	50 ft.	Double	3/8"	Blue	Red	\$172.86
Hose	8.739-210.0	4500	100 ft.	Double	3/8"	Blue	Red	\$334.31
Hose C	8.711-722.0*	4500	50 ft.	Double	3/8"	Blue	Red	\$183.92
Hose	8.739-421.0	3000	50 ft.	Single	1/2"	Black	Black	\$158.79
Hose	8.739-423.0	3000	100 ft.	Single	1/2"	Black	Black	\$286.43
Hose	8.739-425.0	5000	50 ft.	Double	1/2"	Black	Red	\$179.90
Hose	8.739-427.0	5000	100 ft.	Double	1/2"	Black	Red	\$341.70

\*Equipped with coupler and nipple Blue hoses are non-marking

## Hose Reels: Revolutionary 360° swivel design makes for easy handling



A

There are two types: pivot and standard (non-pivot). All are rated at 5000 PSI and 325°F to meet maximum limits of standard 3/8-inch high-pressure hoses. Reels range in three sizes to handle 100, 200 or 400 feet of high-pressure hose and carry a two-year warranty. Features include: stainless steel rotor and dual seal swivel, "flip-over" hose guide, spring-action pin to prevent slippage when winding hose and easy-to-engage cam-lever brake. It is the standard in the industry! The Shark pivot hose reel features a sturdy, lockable, 360° swivel design so it is always aligned with the hose for tangle-free pressure washing.

### Features

- Rugged steel with all-weather powder coat finish
- 2-year, leak-free warranty
- Spring-action stainless steel pin prevents slippage
- Hard-pull protection



B



C



D



E



F

Model	Order No	Description	Hose Capacity	List Price
Pivot reel A	8.750-485.0*	Pivot reel, 360° swivel	for 100 ft. of 3/8" hose	\$346.73
Pivot reel	8.750-482.0*	Pivot reel, 360° swivel	for 200 ft. of 3/8" hose	\$386.93
Ready-Stack hose reels B	9.801-763.0	100', Mild steel, 6000 PSI, 350°F	for 100' hose	\$350.00
Ready-Stack hose reels	9.801-764.0	200', Mild steel, 6000 PSI, 350°F	for 200' hose	\$380.00
Ready-Stack hose reels	9.801-765.0	100', Stainless Steel, 6000 PSI, 350°F	for 100' hose	\$720.00
Ready-Stack hose reels	9.801-766.0	200', Stainless Steel, 6000 PSI, 350°F	for 200' hose	\$810.00
Ready-Stack hose reels	8.923-415.0	100', Hose Guide for 100 Ft Reel	for 100' hose	\$97.00
Ready-Stack hose reels	8.923-427.0	200', Hose Guide for 200 Ft Reel	for 200' hose	\$105.00
Hose reel riser	8.923-416.0	Hose Reel Riser, feed hose over and around obstacles		\$134.55
Reel cart system	8.912-918.0	Reel Cart System		\$134.55
E-ZEE Reel C	9.804-067.0*	E-ZEE Reel, non-pivot	for 100 ft. of 3/8" hose	\$107.54
Hose Reel D	8.750-476.0*	Hose Reel, non-pivot	for 100' of 3/8" hose	\$266.33
Hose Reel	8.750-479.0*	Hose Reel, non-pivot	for 200' of 3/8" hose	\$279.39
Hose	8.711-638.0	Jumper Connection Hose**	5 ft. of 3/8" hose	\$37.42
Cox hose reel E	8.711-858.0*	Cox hose reel	for 175 ft. of 1/2" hose	\$457.32
Bushing F	9.802.045.0	Pipe Bushing 1/2" x 3/8"	for Cox Hose Reel	\$2.16

\* Mounting bracket, jumper hose and connections not included. See next page for mounting brackets.

\*\*Connects hose reel to pressure washer. Fits all Shark hot water models

For best results on optional hose reels, view options listed under specific machines



## ACCESSORIES | ATTACHMENTS TO ENHANCE CLEANING EFFECTIVENESS

### Hose Reel Mounting Brackets



8.719-951.0



9.118-021.0

9.118-020.0

Model	Order No	Description	Use With	List Price
Support Arm	8.919-441.0	45° Support Arm	Non-Pivot Hose Reel	\$25.88
Support Arm	8.919-445.0	90° Support Arm	Non-Pivot Hose Reel	\$24.84
Bracket	8.919-448.0	Bracket for SGP Machines	Non-Pivot Hose Reel	\$25.88
Bracket	8.919-072.0	Bracket for SGP Machines	Non-Pivot Hose Reel	\$56.93
Bracket	9.803-841.0	Bracket for STP Machines	E-ZEE Hose Reel ONLY	\$58.32
Bracket	8.919-430.0	Universal Support Bracket	Pivot Hose Reel	\$78.66
Bracket	8.919-437.0	Wall Mount Bracket	Pivot Hose Reel	\$36.23
Bracket	8.919-434.0	Base Mount Bracket	Pivot Hose Reel	\$39.33
Bracket	8.919-794.0	Skid Pivot Mount Bracket	Pivot Hose Reel	\$104.54
Bracket	8.719-951.0	Bracket, mounting for SSG, SSD		\$169.74
Swivel	9.118-021.0	Swivel 3/8"	Pivot Hose Reel	\$60.03
Swivel	9.118-020.0	Swivel Extended 3/8" x 1/2"	Pivot Hose Reel	\$67.28

### Trigger Guns: Insulated, ergonomic design reduces buzzing in hands



A



B



C

Shark offers the highest quality trigger guns able to withstand pressures of up to 5000 PSI. All are insulated and feature a fatigue-free design for reducing the strain and numbing effect of continuously operating a pressure washer.

#### Features

- Insulated for operator protection
- Fatigue-free design to alleviate numbing effect of continuous power washing

Model	Order No	Description	PSI	GPM	Temp Rating	List Price
Gun	A 8.751-214.0	Legacy Ind. Trigger Gun	5000	12	300°F	\$37.90
Gun	8.710-384.0	ST-1500 Trigger Gun	5000	10.4	300°F	\$42.80
Gun	B 8.710-394.0	Giant Gun 21290C	5000	10	300°F	\$49.85
Assembly	C 8.711-339.0*	Wand, Gun & Coupler Assembly	5000	7.6	320°F	\$230.81
Gun	8.750-247.0	M407 Trigger Gun	4000	7	250°F	\$25.65

\*Includes gun, wand and coupler for use with 5000 PSI pressure washers

Model	Order No	Description	Use With	List Price
Kit	8.751-119.0	Repair Kit	ST-1500 Trigger Gun	\$19.61

### Dump Guns: Water continues to run through the tube even when trigger gun is closed



Shark dump guns are great for cleaning stadiums or if you need to leave the pressure washer in extended bypass.

#### Features

- PSI: 3000; GPM: 10.5
- Temp: 140°F

Model	Order No	Description	PSI	GPM	Temp Rating	List Price
Dump Gun	8.710-405.0	Length 16"	3000	10.5	140°F	\$113.85
Dump Gun	8.710-406.0	Length 40"	3000	10.5	140°F	\$129.38
Repair Kit	8.704-169.0	Dump Gun Repair Kit	-	-	-	\$26.55



## Wands: Stainless steel and chrome plated for point-and-shoot action



A

There are both stainless steel and economical chrome-plated Shark models for variable pressure and straight through wands. Their lengths range from 30 to 72-inches.

### Features

- Easy to attach
- Stainless steel or chrome-plated, zinc
- Varying lengths up to 72 inches



B



C



D

Model	Order No	Length	Functionality	Material	Insulated	Coupler	List Price
Wands	A 8.783-039.0	30"	Side Handle	Zinc Plated	No	Yes	\$18.37
Wands	A 9.802-219.0	36"	Side Handle	Zinc Plated	No	Yes	\$34.26
Wands	A 8.783-040.0	44"	Side Handle	Zinc Plated	No	Yes	\$20.91
Wands	B 9.802-222.0	36"	Variable Pressure	Chrome Plated	Yes	Yes	\$92.67
Wands	C 8.711-279.0	31"	Straight Through	Stainless Steel	No	No	\$16.97
Wands	C 8.711-281.0	40"	Straight Through	Stainless Steel	No	No	\$28.46
Wands	C 8.711-290.0	72"	Straight Through	Stainless Steel	No	No	\$34.72
Wands	D 9.803-805.0	35.5"	Straight Through	Stainless Steel	Yes	Yes	\$36.82

## Telescoping Wand: Extends cleaning reach to as high as 24 feet




Reaching high places with a pressure washer just got easier with Shark's telescoping wand. Made of light-weight fiberglass and aluminum, it's the easiest handling extension wand on the market for cleaning multi-story buildings at heights of up to 24-feet and at up to 3500 PSI.

### Features

- Extends up to 24 feet
- Light and balanced for ease in cleaning
- Made of fiberglass and aluminum
- For use up to 300°F

Model	Order No	Description	PSI	Length	List Price
Wand and Gun	8.710-589.0	Telescoping wand with shut-off gun	3500	6 - 12 ft.	\$200.85
Wand and Gun	8.710-590.0	Telescoping wand with shut-off gun	3500	6 - 18 ft.	\$217.08
Wand and Gun	8.710-591.0	Telescoping wand with shut-off gun	3500	8 - 24 ft.	\$271.55
Strap and Belt	8.700-059.0	Shoulder strap and belt for telescoping wand	-		\$49.89



## Gun, Lance And Hose Kits: Used with RG & KG cold water pressure washers



Model	Order No	Description	List Price
Wand and Gun	8.754-769.0	Insulated Lance w/ Gun	\$54.68
Wand	9.802-220.0	Lance w/ Coupler (not shown), 18" with Coupler	\$27.00
Wand	8.753-272.0	Lance w/ #3 Hi/Low Varifan Nozzle	\$32.60
Hose	8.753-423.0	1/4" x 25' Thermoplastic Hose, 22 mm both ends	\$45.70

## ACCESSORIES | ATTACHMENTS TO ENHANCE CLEANING EFFECTIVENESS

### Gun, Lance And Hose Kits: Used with cold water pressure washers



#### Kit 1 - 3000 PSI Includes

- Teflon Tape
- Hose, 3000 PSI 3/8 x 50', R1
- QC Nozzle, SS 1/4" #4.0x15
- Coupler, 3/8" Female brass
- Wand, 18" M22 x 1/4" QC
- Gun, S2 3/8" inlet, Lance w/M22 coupler

#### Kit 2 - 5000 PSI Includes

- Teflon Tape
- Hose, 5000 PSI 3/8 x 50', R2
- QC Nozzle, SS 1/4" #4.0x15
- Coupler, 3/8" Female brass
- Wand, 18" M22 x 1/4" QC
- Gun, S2 3/8" inlet, Lance w/M22 coupler

Model	Order No	Description	PSI	List Price
Kit 1	8.903-454.0	Gun, Lance and Hose Kit 1	3000	\$245.30
Kit 2	8.903-455.0	Gun, Lance and Hose Kit 2	5000	\$272.21

### Quick Couplers: The fast and easy way to attach wands and nozzles



Shark quick couplers are the easy way to attach high-pressure nozzles and hoses. Couplers are made of brass and withstand pressures of up to 3500 PSI. Nipples are a zinc-plated, hardened steel also rated for up to 3500 PSI.

#### Features

- Precision design
- For spray pressure of up to 3500 PSI
- Made of rust-free materials

Model	Order No	Description	Size	List Price
Coupler	A 9.802-164.0	Female Threaded Coupler	1/4"	\$4.33
Coupler	9.802-165.0	Male Threaded Coupler	1/4"	\$4.34
Coupler	A 9.802-166.0	Female Threaded Coupler	3/8"	\$5.06
Coupler	9.802-169.0	Male Threaded Coupler	3/8"	\$5.06
Nipple	B 8.707-136.0	Female Threaded Nipple	1/4"	\$1.04
Nipple	8.707-139.0	Male Threaded Nipple	1/4"	\$1.09
Nipple	B 9.802-170.0	Female Threaded Nipple	3/8"	\$1.30
Nipple	9.802-171.0	Male Threaded Nipple	3/8"	\$1.30
Tee Coupler	C 8.902-421.0	Two Gun Tee Coupler	-	\$40.02

### Parts Box: Access to replacement parts for Shark pressure washers



Keep replacement parts at the tip of your fingers with the Shark Parts Box. It includes an assortment of the most commonly used replacement parts conveniently sorted in a heavy-duty tote box. (Individual parts in the box are listed below with costs.)

**List Price: \$370.53**

Order No. 8.903-421.0

Model	Order No	Description	Per Kit	List Price
Coupler	9.802-164.0	1/4" Female Quick Coupler	4	\$4.33
Coupler	9.802-165.0	1/4" Male Quick Coupler	4	\$4.34
Coupler	9.802-166.0	3/8" Female Quick Coupler	4	\$5.06
Coupler	9.802-169.0	3/8" Male Quick Coupler	4	\$5.06
Nipple	9.802-170.0	3/8" Female Nipple	4	\$1.30
Nipple	9.802-171.0	3/8" Male Nipple	4	\$1.30
Strainer	9.804-016.0	Water Inlet Strainer	4	\$0.53
O-Ring	9.802-100.0	3/8" HNBR O-Ring	20	\$0.60
O-Ring	9.802-096.0	1/4" HNBR O-Ring	20	\$0.56
Nozzle	9.802-288.0	3.0, 15° Spray Nozzle	4	\$5.41

Model	Order No	Description	Per Kit	List Price
Nozzle	9.802-289.0	3.0, 25° Spray Nozzle	4	\$5.43
Nozzle	9.802-292.0	3.5, 15° Spray Nozzle	4	\$5.43
Nozzle	9.802-296.0	4.0, 15° Spray Nozzle	4	\$5.46
Nozzle	9.802-297.0	4.0, 25° Spray Nozzle	4	\$5.41
Nozzle	9.802-311.0	65° Soap Nozzle	4	\$4.40
Strainer	9.802-146.0	Inlet Swivel with Strainer	1	\$6.33
Disk	9.802-192.0	Rupture Disk	1	\$47.17
Valve	9.802-182.0	1/2" Thermal Relief Valve	2	\$8.88
Strainer	9.802-160.0	Detergent Tube Strainer	4	\$2.90

## Twist Seal couplers: Allow U.S. standard hose to connect to European (22mm fittings)



Model	Order No	Description	List Price
Twist Seal Couplers	8.709-522.0	1/4" FPT	\$6.57
Twist Seal Couplers	8.709-530.0	3/8" FPT	\$6.77
Twist Seal Couplers	9.802-173.0	1/4" MPT	\$7.61
Twist Seal Couplers	8.709-526.0	3/8" MPT	\$7.03

## O-Rings



Model	Order No	Description	List Price
O-Rings	8.706-703.0	O-Rings: 4-3/8" & 6- 1/4"	\$10.97
O-Rings	9.802-096.0	O-Rings, 1/4" (Individual)	\$0.56
O-Rings	9.802-100.0	O-Rings, 3/8" (Individual)	\$0.60

## Fuel Filter / Water Separator



Model	Order No	Description	List Price
Fuel Filter / Water Separator	8.725-306.0	Complete Unit	\$62.63
Fuel Filter / Water Separator	8.725-307.0	Element Only	\$19.72

## Test Gauges: Monitor operational pressure and temperature



A

These high-quality gauges attach to various components on the pressure washer to monitor fuel or water pressure as well as water temperature for maintenance purposes.

### Features

- Quick couples to discharge
- Glycerin filled gauges



B

Model	Order No	Description	PSI	List Price
Test Gauges	A 8.712-208.0	Pressure Gauge Kit	0-5,000	\$31.05
Test Gauges	B 8.904-558.0	Pressure/Temperature Test Set	0-10,000	\$105.57

## UNLOADERS: Relieve line pressure in bypass mode



9.175-018.0



9.803-899.0

Model	Order No	Description	List Price
UU1	9.175-018.0	Universal Unloader	\$123.60
VBA35	9.803-899.0	VBA35 for SG, SD, SE Pumps	\$109.18
VBA35	9.803-900.0	VBA35 for SM, SS Pumps	\$126.63

## ACCESSORIES | ATTACHMENTS TO ENHANCE CLEANING EFFECTIVENESS

### Standard Nozzles: Replacements for Shark pressure washers



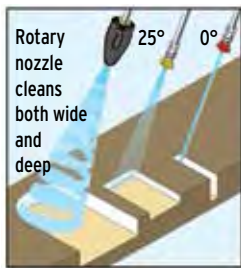
Make sure you ask for genuine Shark replacement nozzles. Made of hardened stainless steel and color-coded for ease of selecting, these nozzles come in convenient bubble packs containing the four most commonly used fan sprays: 0°, 15°, 25° and 40° plus a soap nozzle.

#### Features

- Packets: 4 high-pressure, 1 soap nozzle
- Made of hardened stainless steel
- Color-coded for ease in selecting

Model	Order No	Description	Size	List Price
Standard Nozzles	8.708-719.0	SET OF 5: 0°, 15°, 25°, 40°, Soaper	3	\$31.67
Standard Nozzles	9.104-014.0	SET OF 5: 0°, 15°, 25°, 40°, Soaper	3.5	\$31.67
Standard Nozzles	8.708-721.0	SET OF 5: 0°, 15°, 25°, 40°, Soaper	4	\$31.67
Standard Nozzles	9.104-015.0	SET OF 5: 0°, 15°, 25°, 40°, Soaper	4.5	\$31.67
Standard Nozzles	8.708-723.0	SET OF 5: 0°, 15°, 25°, 40°, Soaper	5	\$31.67
Standard Nozzles	8.708-724.0	SET OF 5: 0°, 15°, 25°, 40°, Soaper	5.5	\$31.67
Standard Nozzles	8.708-725.0	SET OF 5: 0°, 15°, 25°, 40°, Soaper	6	\$31.67
Standard Nozzles	8.711-267.0	SET OF 5: 0°, 15°, 25°, 40°, Soaper	7	\$31.67

### Rotary Nozzles: Legacy's Revolution attaches to all pressure washers



Rotary nozzle cleans both wide and deep

The Legacy Revolution rotary nozzle is rated for up to 4350 PSI at 185°F. Turning at an astounding 4000 RPM, the Revolution delivers faster and deeper cleaning action for the price of a 3000 PSI rotary nozzle.

#### Features

- Greater cleaning power
- Longer operating life
- Extra durable and versatile

Model	Order No	Size	PSI	List Price
Rotary Nozzle	9.302-242.0	3.5	4350	\$89.04
Rotary Nozzle	9.302-243.0	4.0	4350	\$89.92
Rotary Nozzle	9.302-244.0	4.5	4350	\$89.92
Rotary Nozzle	9.302-245.0	5.0	4350	\$89.92
Rotary Nozzle	9.302-246.0	5.5	4350	\$89.92
Rotary Nozzle	9.302-247.0	6.5	4350	\$89.04
Rotary Nozzle	9.302-248.0	7.0	4350	\$89.04

Model	Order No	Size	List Price
Repair Kits	2.884-972.0	3.5	\$61.38
Repair Kits	2.883-824.0	4.0	\$61.38
Repair Kits	9.302-231.0	4.5	\$61.53
Repair Kits	2.883-823.0	5.0	\$61.38
Repair Kits	2.883-822.0	5.5	\$61.23
Repair Kits	9.302-234.0	6.5	\$61.53
Repair Kits	2.884-974.0	7.0	\$61.38



### Nozzle Filter: Protects rotary nozzle from being damaged by debris



This nozzle filter, with its 100-mesh screen, is attached between the rotary nozzle (see listing above) and the wand to filter out and prevent debris from damaging the ceramics in the rotary nozzle thus extending the life of the rotary nozzle. It is rated to handle flow pressure of up to 5000 PSI.

#### Features

- 1/4" MPT outlet
- 300°F maximum temperature
- 100-mesh screen

Model	Order No	Description	Inlet	Outlet	List Price
Nozzle Filter	8.710-149.0	416 Stainless Steel	1/4-inch QC	1/4-inch MPT	\$21.99



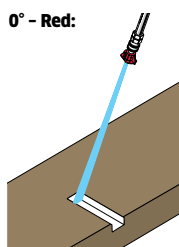
## Nozzle size selection chart

Determine the nozzle size by the pressure washer's GPM @ PSI (gallons per minute @ specific pounds per square inch). If the nozzle size is too small, your equipment can be damaged. If the nozzle is too large, cleaning ability is compromised. Nozzle fan degree does not effect nozzle size selection.

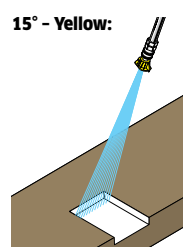
Standard Nozzle Size	Hole Size	Gallons Per Minute - GPM	Pounds Per Square Inch (PSI)																
			500	750	1000	1250	1500	1750	2000	2250	2500	2750	3000	3250	3500	3750	4000	4500	5000
2	.034"/0.86mm	0.71	0.87	1.00	1.12	1.22	1.32	1.41	1.50	1.58	1.66	1.73	1.80	1.87	1.94	2.00	2.12	2.24	
2.5	.042"/1.07mm	0.88	1.08	1.25	1.40	1.53	1.65	1.77	1.88	1.98	2.07	2.17	2.25	2.34	2.42	2.50	2.65	2.80	
3	.043"/1.09mm	1.06	1.30	1.50	1.68	1.84	1.98	2.12	2.25	2.37	2.49	2.60	2.70	2.81	2.90	3.00	3.18	3.35	
3.5	.048"/1.22mm	1.24	1.52	1.75	1.96	2.14	2.32	2.47	2.63	2.77	2.90	3.03	3.15	3.27	3.39	3.50	3.71	3.91	
4	.052"/1.32mm	1.41	1.73	2.00	2.24	2.45	2.65	2.83	3.00	3.16	3.32	3.46	3.61	3.74	3.87	4.00	4.24	4.47	
4.5	.055"/1.40mm	1.59	1.95	2.25	2.52	2.76	2.98	3.18	3.38	3.56	3.73	3.90	4.06	4.21	4.36	4.50	4.77	5.03	
5	.057"/1.45mm	1.77	2.17	2.50	2.80	3.06	3.31	3.54	3.75	3.95	4.15	4.33	4.51	4.68	4.84	5.00	5.30	5.59	
5.5	.06"/1.52mm	1.94	2.38	2.75	3.07	3.37	3.64	3.89	4.13	4.35	4.56	4.76	4.96	5.14	5.33	5.50	5.83	6.15	
6	.062"/1.57mm	2.12	2.60	3.00	3.35	3.67	3.97	4.24	4.50	4.74	4.97	5.20	5.41	5.61	5.81	6.00	6.36	6.71	
6.5	.064"/1.63mm	2.30	2.81	3.25	3.63	3.98	4.30	4.60	4.88	5.14	5.39	5.63	5.86	6.08	6.29	6.50	6.89	7.27	
7	.067"/1.70mm	2.47	3.03	3.50	3.91	4.29	4.63	4.95	5.25	5.53	5.80	6.06	6.31	6.55	6.78	7.00	7.42	7.83	
7.5	.070"/1.78mm	2.65	3.25	3.75	4.19	4.59	4.96	5.30	5.63	5.93	6.22	6.50	6.76	7.02	7.26	7.50	7.95	8.39	
8	.072"/1.83mm	2.83	3.46	4.00	4.47	4.90	5.29	5.66	6.00	6.32	6.63	6.93	7.21	7.48	7.75	8.00	8.49	8.94	
8.5	.074"/1.88mm	3.01	3.68	4.25	4.75	5.21	5.62	6.01	6.38	6.72	7.05	7.36	7.66	7.95	8.23	8.50	9.02	9.50	
9	.076"/1.93mm	3.18	3.90	4.50	5.03	5.51	5.95	6.36	6.75	7.12	7.46	7.79	8.11	8.42	8.71	9.00	9.55	10.06	
9.5	.078"/1.98mm	3.36	4.11	4.75	5.31	5.82	6.28	6.72	7.13	7.51	7.88	8.23	8.56	8.89	9.20	9.50	10.08	10.62	
10	.080"/2.03mm	3.54	4.33	5.00	5.59	6.12	6.61	7.07	7.50	7.91	8.29	8.66	9.01	9.35	9.68	10.00	10.61	11.18	
11	.083"/2.11mm	3.89	4.76	5.50	6.15	6.74	7.28	7.78	8.25	8.70	9.12	9.53	9.92	10.29	10.65	11.00	11.67	12.30	
12	.087"/2.21mm	4.24	5.20	6.00	6.71	7.35	7.94	8.49	9.00	9.49	9.95	10.39	10.82	11.22	11.62	12.00	12.73	13.42	
12.5	.089"/2.26mm	4.42	5.41	6.25	6.99	7.65	8.27	8.84	9.38	9.88	10.36	10.83	11.27	11.69	12.10	12.50	13.26	13.98	
13	.091"/2.31mm	4.60	5.63	6.50	7.27	7.96	8.60	9.19	9.75	10.28	10.78	11.26	11.72	12.16	12.59	13.00	13.79	14.53	
15	.096"/2.44mm	5.30	6.50	7.50	8.39	9.19	9.92	10.61	11.25	11.86	12.44	12.99	13.52	14.03	14.52	15.00	15.91	16.77	
20	.109"/2.77mm	7.07	8.66	10.00	11.18	12.25	13.23	14.14	15.00	15.81	16.58	17.32	18.03	18.71	19.36	20.00	21.21	22.36	
25	.125"/3.18mm	8.84	10.83	12.50	13.98	15.31	16.54	17.68	18.75	19.76	20.73	21.65	22.53	23.39	24.21	25.00	26.52	27.95	
30	.141"/3.58mm	10.61	12.99	15.00	16.77	18.37	19.84	21.21	22.50	23.72	24.87	25.98	27.04	28.06	29.05	30.00	31.82	33.54	
40	.156"/3.96mm	14.14	17.32	20.00	22.36	24.49	26.48	28.28	30.00	31.62	33.17	34.64	36.06	37.42	38.73	40.00	42.43	44.72	
50	.172"/4.37mm	17.68	21.65	25.00	27.95	30.62	33.07	35.36	37.50	39.53	41.46	43.30	45.07	46.77	48.41	50.00	53.03	55.90	
60	.188"/4.78mm	21.21	25.98	30.00	33.54	36.74	39.69	42.43	45.00	47.43	49.75	51.96	54.08	56.12	58.09	60.00	63.64	67.08	

### Nozzle fan selection

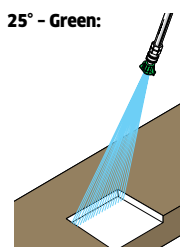
Select the nozzle degree or spray angle, based on your application. Standard nozzle degrees - 0°, 15°, 25° and 40°. Using the wrong nozzle degree can damage the surface you are cleaning.



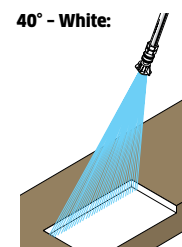
**0° - Red:**  
Cutting nozzle. It delivers a concentrated stream that can gouge or cut. It can cut stubborn stains from concrete and other hard surfaces.



**15° - Yellow:**  
Chiseling nozzle. Working at a 45° angle, this nozzle works like a scraper, stripping paint, grease and grime from hard surfaces.



**25° - Green:**  
Flushing nozzle. The most commonly used nozzle for cleaning dirt from siding, sidewalks and metal furniture as well as for wet sweeping leaves.



**40° - White:**  
Wash nozzle. Its wide spray allows you to wash and rinse a large area fast. It is usually safe with most surfaces, including aluminum siding, windows and vehicles.

Cold Water PW  
Hot Water PW  
Trailers  
Jetters  
Accessories  
Nozzle Chart  
PW Sales Center  
Detergents  
Floor Care

## Pressure Washer Sales Center

Machines • Accessories • Detergents • Parts



Shown with optional accessories. Pressure washer machines not included.

Position your company to capture the lucrative commercial pressure washer business. The Shark Pressure Washer Sales Center will appeal to professionals looking for the best performing equipment or accessories for their existing equipment. It is set up to sell!

This attractive, heavy duty display rack goes together quickly using only four bolts and can be set up as an island or against a wall using very little floor space.

- Small footprint
- Easy to set up
- Versatile
- Increase sales



Parts hooks are easy to install on pegboard, and allow flexibility in display.

Shark's Pressure Washer Sales Center is available in a variety of packages that include our best-selling accessories such as:

## Pressure Washer Sales Center Accessories



- Flat surface cleaners
- High-pressure hoses
- A variety of popular detergents
- Pressure nozzles
- Pump oil and general purpose detergent
- Rack, signage, display hooks and shelves
- 21" surface cleaner
- Most popular pre-packaged parts including nozzles, guns, wands, hose and couplers
- And much more!



Surface Cleaner - cleans flat surfaces up to 3 times faster than a wand, and without "striping".

Ask your Shark Representative how to create your own pressure washer store-within-a-store. **CALL NOW!**

**Shark's Pressure Washer Sales Center comes complete with:**



**A**



**B**



**C**



**D**

Model	Order No	Description	Qty	List Price
<b>Surface cleaners / attachments</b>				
Surface Cleaner	8.753-572.0	Surface Cleaner 21"	1	\$804.32
<b>Guns / Wands</b>				
Pressure Wash gun	<b>A</b> 8.922-197.0	Pressure Wash gun 5000 psi 10 gpm	2	\$41.50
Lance	8.922-202.0	36" Lance	2	\$11.13
<b>Hoses</b>				
Hose	<b>B</b> 8.922-209.0	50' 3/8" Bk PW Hose, QC/Nipple	1	\$122.13
<b>Nozzles</b>				
Nozzle Kit	<b>C</b> 8.922-243.0	Nozzle Kit 5-pk QC 1/4" #3.0	2	\$20.18
Nozzle Kit	8.922-244.0	Nozzle Kit 5-pk QC 1/4" #3.5	2	\$20.18
Nozzle Kit	8.922-245.0	Nozzle Kit 5-pk QC 1/4" #4.0	2	\$20.18
Nozzle Kit	8.922-246.0	Nozzle Kit 5-pk QC 1/4" #4.5	2	\$20.18
<b>Detergents</b>				
Pump Oil	8.901-080.0	Pump Oil, Case of 12 quarts	1	\$111.51
Pump Guard	9.558-998.0	Karcher pump guard	3	\$8.24
General Purpose Cleaner	8.698-026.0	SHARK 12x1.5# PWDR GENERAL PURPOSE CLNR	1	\$151.93
<b>Miscellaneous</b>				
Chemical Injector	8.922-267.0	Chemical Injector 3-5 gpm '2A'	1	\$33.69
Chem Filter Brass	8.922-271.0	Chem Filter Brass 50X w/ checkvalve	2	\$4.76
Fuel filter	8.922-272.0	Fuel filter 1/4" in/out plastic	2	\$5.59
Teflon Tape	8.922-275.0	Teflon Tape 2-pk, 1/2" x 520"	2	\$2.64
Protective goggles	8.922-291.0	Protective goggles	1	\$9.00
<b>Couplers, Nipples and Swivels</b>				
Coupler	<b>D</b> 8.922-213.0	Coupler 2-pack 1/4" Female Stainless	1	\$11.95
Coupler	8.922-214.0	Coupler 2-pack 1/4" Male Stainless	1	\$11.95
Coupler	8.922-215.0	Coupler 2-pack 3/8" Female Stainless	1	\$15.11
Coupler	8.922-216.0	Coupler 2-pack 3/8" Male Stainless	1	\$14.85
Coupler	8.922-217.0	Coupler 2-pack 1/4" Plug Female Zinc	1	\$2.12
Nipple	8.922-218.0	Nipple 2-pack 1/4" Female Stainless	1	\$6.11
Coupler	8.922-219.0	Coupler 2-pack 1/4" Plug Male Zinc	1	\$2.12
Nipple	8.922-220.0	Nipple 2-pack 1/4" Male Stainless	1	\$6.11
Nipple	8.922-221.0	Nipple 2-pack 1/4" Male Stainless	1	\$7.97
Nipple	8.922-222.0	Nipple 2-pack 3/8" Male Stainless	1	\$7.97
Coupler	8.922-227.0	Coupler 2-pk 1/4" Socket Female Brass	1	\$8.75
Coupler	8.922-228.0	Coupler 2-pk 1/4" Socket Male Brass	1	\$8.75
Coupler	8.922-229.0	Coupler 2-pk 3/8" Socket Fem Brass	1	\$10.35
Coupler	8.922-230.0	Coupler 2-pk 3/8" Socket Male Brass	1	\$10.35
Coupler	8.922-231.0	Coupler 2-pk 3/8" Plug Female Zinc	1	\$2.64
Coupler	8.922-232.0	Coupler 2-pk 3/8" Plug Male Zinc	1	\$2.64
O-Ring	8.922-233.0	O-ring 10-pk QC EPDM 1/4" to 280 Degr	1	\$5.33
O-Ring	8.922-234.0	O-ring 10-pk EPDM 112/70	1	\$3.98
Swivel	8.922-235.0	Swivel 1/4" MxF 10.5 gpm 5600 psi SS	1	\$56.51
Swivel	8.922-236.0	Swivel 1/4" MxF 10.5 gpm 5600 psi SS	1	\$58.06
<b>Sales Center Kit</b>	<b>9.801-692.0</b>	<b>Pressure Washer Sales Center Kit</b>		<b>\$2868.00</b>

NOTE: Kits do not include pressure washer machines. †Use part numbers to replenish your parts rack inventory. \*Free freight within lower 48 states only. Free Freight on initial package only, not on replacement parts.

Cold Water PW  
Hot Water PW  
Trailers  
Jetters  
Accessories  
Nozzle Chart  
PW Sales Center  
Detergents  
Floor Care



Cold Water PW

Hot Water PW

Trailers

Jetters

Accessories

Nozzle Chart

PW Sales Center

Deetergents

Floor Care

## Detergents: Formulated for safe, fast and effective cleaning



Shark Detergents are highly concentrated and made with non-butyl blend of ingredients formulated to provide a non-caustic, low-foaming detergent for a broad range of uses on many surfaces. All detergents are engineered specifically to be metered through a hot- or cold-water pressure washer with a high dilution ratio, making the cost-in-use very economical. Plus, all Shark detergents are biodegradable.

### Paint Prep

Shark Paint Prep provides a clean, paint ready surface for professional results. Especially effective on painted wood and vinyl siding that has accumulations of chalky, oxidized paint and soil from air pollution and industrial smoke.

Model	Order No	Description	Ship Wt	List Price
Paint Prep	8.698-022.0	Case of 12 x 1.5-Lb. Jars (Powder Concentrate)	22 lbs	\$151.93

### House, Deck & Fence Wash

Ideal product for cleaning and enhancing the appearance of the home and wooden decks and fences. Great to use every spring after harsh winters and the crucial step before the re-staining of decks and fences.

Model	Order No	Description	Ship Wt	List Price
House, Deck & Fence Wash	8.698-021.0	Case of 4 x 1-Gallon Jugs (Liquid)	38 lbs	\$50.68

### Vehicle Wash

Designed to quickly and effectively remove dirt, grime, grease and road film from all types of road vehicles. Vehicle Wash is ideal for vehicle wash facilities where it can be used on tractor-trailers, heavy equipment, shop floors, metal or plastic tanks, RVs, trucks, and autos.

\*Additional shipping fees may apply, cannot be shipped via air freight.

Model	Order No	Description	Ship Wt	List Price
Vehicle Wash	8.698-024.0	Case of 4 x 1-Gallon Jugs (Liquid)	38 lbs	\$50.68

### Heavy Duty Equipment and Concrete Cleaner

Formulated to wet, penetrate, and suspend soil, oils and grease for faster, more thorough cleaning effectiveness. Can be used safely on many surfaces, including aluminum, stainless steel, glass, plastic, paint and even fine automotive paint finishes. Ideal for cleaning engines, motors, heavy equipment, farm implements and other objects with high grease content.

\*Additional shipping fees may apply, cannot be shipped via air freight.

Model	Order No	Description	Ship Wt	List Price
Equipment and Concrete Cleaner	8.698-023.0	Case of 4 x 1-Gallon Jugs (Liquid)	39 lbs	\$50.68

### General Purpose Cleaner

General Purpose Cleaner can be used safely on virtually every surface, including aluminum, stainless steel, glass, plastic, paint and fine automotive paint finishes. Ideal for general purpose cleaning around a home or shop, including exterior walls, decks, driveways, and roofs. It is also effective in cleaning machinery, equipment, cars, RVs, and trucks. All-Purpose Cleaner is safe for cleaning indoors or outdoors.

\*Additional shipping fees may apply, cannot be shipped via air freight.

Model	Order No	Description	Ship Wt	List Price
General Purpose Cleaner	8.698-025.0	Case of 4 x 1-Gallon Jugs (Liquid)	38 lbs	\$50.68
General Purpose Cleaner	8.698-026.0	Case of 12 x 1.5-Lb. Jars (Powder Concentrate)	22 lbs	\$151.93





### Aluminum Brightener (KD-460)

An extra-strength, acid-based, aluminum brightener designed to tackle the toughest cleaning of truck trailers, aluminum wheels and for preparing aluminum for painting. Do NOT use on glass, polished aluminum or anodized aluminum. It uses ammonium bifluoride, not hydrofluoric acid, and is non-fuming, yet effective in removing grease, oils, baked-on carbon and diesel smoke.

\*Additional shipping fees may apply, cannot be shipped via air freight.

Model	Order No	Description	Ship Wt	List Price
Aluminum Brightener (KD-460)	9.803-746.0	5-Gallon Pail	50 lbs	\$64.89
Aluminum Brightener (KD-460)	9.803-747.0	55-Gallon Drum	537 lbs	\$642.00



### Polished Aluminum Cleaner (KD-480)

A concentrated, non-etching detergent formulated to quickly penetrate and remove grease, grime, dirt, road film and welding smut from polished aluminum and stainless steel surfaces.

Model	Order No	Description	Ship Wt	List Price
Polished Aluminum Cleaner (KD-480)	9.803-748.0	5-Gallon Pail	48 lbs	\$64.89
Polished Aluminum Cleaner (KD-480)	9.803-749.0	55-Gallon Drum	521 lbs	\$642.00



### Acid-Based Coil Cleaner (KD-420)

A powerful, acid-based coil cleaner that effectively attacks rust and hard water deposits in pressure washer hot water coils. It does not contain mineral acids, such as hydrochloric (muriatic), sulfuric and hydrofluoric acids that are commonly used in other coil conditioners and is formulated so it can safely pass through a pressure washer without damaging the high-pressure pump. Do NOT use on aluminum or tin.

Model	Order No	Description	Ship Wt	List Price
Acid-Based Coil Cleaner (KD-420) Cleaner	9.803-742.0	Case of 12 x 2-lb (powder concentrate)	28 lbs	\$150.38



### Pump Guard

Pump Guard provides freeze protection down to -25°F. Environmentally friendly, it's specifically formulated to prolong the life of your pressure washer by protecting it from corrosion, premature wear and freezing (down to -25° F).

Model	Order No	Description	Ship Wt	List Price
Pump Guard	9.558-998.0	Pump Guard, 16-ounce	1 lbs	\$8.24



### Graffiti Removers

Easy to apply liquid formulas with deep penetrating action designed to remove graffiti from a variety of surfaces.

Model	Order No	Description	Ship Wt	List Price
Brick, Masonry & Concrete Cleaner	8.698-039.0	Brick, Masonry & Concrete Cleaner (case of 4 x 1-Gal jugs)	34 lbs	\$287.37
Brick, Masonry & Concrete Cleaner	8.698-040.0	Brick, Masonry & Concrete Cleaner (case of 12 x 1-Qt bottles)	27 lbs	\$267.03



Cold Water PW

Hot Water PW

Trailers

Jetters

Accessories

Nozzle Chart

PW Sales Center

Detergents

Floor Care



### FLOOR CARE

Cold Water PW

Hot Water PW

Trailers

Jetters

Accessories

Nozzle Chart

PW Sales Center

Detergents

Floor Care

## Saber Blade 16

### Cylindrical Micro Scrubber



- Compact design provides powerful scrubbing in congested areas
- Two counter-rotating brushes with variable cleaning pressure up to 88 lbs
- Two squeegees for pick up in forward and reverse
- 2.5 gallon tanks
- No tool brush removal
- Ergonomic flip handle that folds down for easy storage
- Easy to understand controls

Order No	Description	List Price
1.783-308.0	Saber Blade 16", cylindrical brush, cord electric	\$3,509.21

## Chariot 3 iSCRUB 26

### 26" Stand-On Scrubber



- More than 2 times the productivity of walk-behind scrubbers!
- EcoMode and EcoPlus Mode offers quiet cleaning
- Aqua-Mizer technology saves on water and solution
- Easy to transport - fits in an elevator

Order No	Description	List Price
<b>Chariot 3 26" iSCRUB w/ On-Board Battery Charger</b>		
9.841-012.0	205 A/H batteries w/ poly brushdrivercharger w/ pad driver	\$12,186.96
9.841-011.0	225 A/H batteries w/ poly brush drivercharger w/ pad driver	\$12,401.20
9.841-013.0	234 A/H AGM batteries w/ poly brushbrushcharger w/ pad driver	\$13,905.00
9.841-147.0	205 A/H batteries w/ pad driverbrushcharger w/ pad driver	\$12,186.96
9.841-146.0	225 A/H batteries w/ pad driver	\$12,401.20
9.841-148.0	234 A/H AGM batteries w/ pad driver	\$13,905.00
<b>Chariot 3 26" iSCRUB w/ Chemical Metering and On-Board Battery Charger</b>		
9.841-044.0	205 A/H batteries w/ poly brush MCdrivercharger w/ pad driver	\$12,992.42
9.841-043.0	225 A/H batteries w/ poly brush MCbrushcharger w/ pad driver	\$13,206.66
9.841-045.0	234 A/H AGM batteries w/ poly brush MC	\$14,709.43
9.841-155.0	205 A/H batteries w/ pad driver MC	\$12,992.42
9.841-154.0	225 A/H batteries w/ pad driver MC	\$13,206.66
9.841-156.0	234 A/H AGM batteries w/ pad driver MC	\$14,709.43

## Chariot iSCRUB 20

### 20" Stand-On Floor Scrubber



- 50% more productive than conventional walk-behind scrubbers!
- Tight turning radius - 48"
- Aqua-Mizer technology saves on water and solution
- models feature an external fill port for quick access to fill solution tank

Order No	Description	List Price
<b>Chariot 3 26" iSCRUB w/ On-Board Battery Charger</b>		
9.840-811.0	3-12V / 130 A/H batteries w/ pad drivercharger w/ pad driver	\$7,721.33
9.840-813.0	3-12V / 114 A/H AGM batteries w/ pad drivercharger w/ pad driver	\$8,383.48
9.840-815.0	3-12V / 130 A/H batteries w/ poly brushcharger w/ pad driver	\$7,721.33
9.840-817.0	3-12V / 114 A/H AGM batteries w/ poly brushcharger w/ pad driver	\$8,383.48
<b>Chariot 3 26" iSCRUB w/ Chemical Metering and On-Board Battery Charger</b>		
9.840-901.0	3-12V / 114 A/H AGM batteries w/ pad drivercharger w/ pad driver	\$8,684.83
9.840-905.0	3-12V / 114 A/H AGM batteries w/ poly brushcharger w/ pad driver	\$8,684.83

## Saber Compact 20

### Automatic Floor Scrubber in brush/pad assist drive or traction drive



- 20" scrub path
- Rugged construction
- Ergonomic handle and simple controls
- Easy to maintain and service

#### Traction model includes

- Transaxle traction drive
- Adjustable pad pressure (55 lbs. up to 105 lbs.)
- Solenoid controlled solution valve
- Option of standard or deluxe squeegee
- 45" (1143 mm) turn radius

Order No	Description	List Price
<b>24V System, Pad Assist, Standard Squeegee, On-Board Battery Charger</b>		
9.840-140.0	2-12V/105 A/H batt, 24V/12A auto charger w/ pad driver	\$6,581.70
9.840-141.0	2-12V/130 A/H batt, 24V/12A auto charger w/ pad driver	\$6,762.98
<b>24V System, Traction Drive, Standard Squeegee, On-Board Battery Charger</b>		
9.840-149.0	2-12V/105 A/H batt, 24V/12A auto charger w/ pad driver	\$8,037.09
9.840-150.0	2-12V/130 A/H batt, 24V/12A auto charger w/ pad driver	\$8,184.38
<b>24V System, Traction Drive, Deluxe Squeegee, On-Board Battery Charger</b>		
9.840-311.0	2-12V/105 A/H batt, 24V/12A auto charger w/ pad driver	\$8,311.07
9.840-314.0	2-12V/130 A/H batt, 24V/12A auto charger w/ pad driver	\$8,497.50

## Chariot 3 iSCRUB 26 SP

### 26" Cylindrical Stand-On Scrubber



- More than 2 times the productivity of walk-behind scrubbers!
- EcoMode and EcoPlus Mode offers quiet cleaning
- Aqua-Mizer technology saves on water and solution
- Easy to transport - fits in an elevator

Order No	Description	List Price
<b>Chariot 3 26" SP iSCRUB w/ On-Board Battery Charger</b>		
9.841-018.0	205 A/H batteries charger w/ pad driver	\$13,475.49
9.841-017.0	225 A/H batteries charger w/ pad driver	\$13,689.73
9.841-019.0	234 A/H AGM batteries	\$15,193.53
<b>Chariot 3 26" iSCRUB w/ Chemical Metering and On-Board Battery Charger</b>		
9.841-050.0	205 A/H batteries MC charger w/ pad driver	\$14,279.92
9.841-049.0	225 A/H batteries MC charger w/ pad driver	\$14,495.19
9.841-051.0	234 A/H AGM batteries MC	\$15,997.96

## BD 50/50 C Classic BP



- 20" disc brush
- EASY-Operation
- Dial-adjustable squeegee
- Easy access to batteries
- Compact slim profile design
- 3 modes of cleaning: normal, intense and vacuum

Order No	Description	List Price
9.841-369.0	Walk-behind scrubber, 2-12V/105 Ah, Shelf charger	\$4,473.83
9.841-370.0	Walk-behind scrubber, 2-12V/100 Ah AGM, Shelf charger	\$4,949.81

## Chariot 3 iEXTRACT 26



- 25-gallon capacity
- Productive deep restorative extraction
- Two speed settings
- 100 PSI high-pressure pump
- Two 800 rpm dual counter-rotating cylindrical brushes
- Weighted dual vacuum shoes w/ dual motors

Order No	Description	List Price
<b>26" iEXTRACT w/ Self Charger</b>		
9.841-214.0	Chariot 3 iExtract 26 DU0, 205 A/H	\$14,966.93
9.841-215.0	Chariot 3 iExtract 26 DU0, 225 A/H	\$15,221.34
9.841-216.0	Chariot 3 iExtract 26 DU0, 234 A/H AGM	\$16,363.61
<b>26" iEXTRACT w/ On-Board Charger</b>		
9.841-217.0	Chariot 3 iExtract 26 DU0, 205 A/H	\$15,387.17
9.841-218.0	Chariot 3 iExtract 26 DU0, 225 A/H pad driver	\$15,641.58
9.841-219.0	Chariot 3 iExtract 26 DU0, 234 A/H AGM	\$16,783.85

## Saber Cutter 26

### Aqua-Mizer technology increases solution usage efficiency



- 26" and 32" scrub path models
- Outstanding operator visibility
- Fast and simple access to major components, motors, batteries, brushes
- Choice of mechanical lift to raise/lower scrub deck OR an electrical actuator

Order No	Description	List Price
<b>Saber Cutter 26" - 24V System, Mechanical Scrub Deck, On-Board Battery Charger</b>		
9.840-161.0	4-6V/250 A/H batt, 24V/25A auto charger w/ pad driver	\$10,576.04
9.840-162.0	4-6V/305 A/H batt, 24V/25A auto charger w/ pad driver	\$10,825.30
<b>Saber Cutter 26" - 24V System, Actuated Scrub Deck, On-Board Battery Charger</b>		
9.840-207.0	4-6V/250 A/H batt, 24V/25A auto charger w/ pad driver	\$11,310.43
9.840-208.0	4-6V/305 A/H batt, 24V/25A auto charger w/ pad driver	\$11,573.08
<b>Saber Cutter 32" - 36V System, Mechanical Scrub Deck, On-Board Battery Charger</b>		
9.840-173.0	6-6V/250 A/H batt, 36V/21A auto charger w/ pad driver	\$13,249.92
9.840-171.0	6-6V/312 A/H AGM batt, 36V/25A auto charger w/ pad driver	\$15,159.54
<b>Saber Cutter 32" - 36V System, Actuated Scrub Deck, On-Board Battery Charger</b>		
9.840-218.0	4-6V/250 A/H batt, 36V/21A auto charger w/ pad driver	\$12,028.34
9.840-219.0	4-6V/305 A/H batt, 36V/21A auto charger w/ pad driver	\$12,311.59

## B 250 R

### Up to 47" Ride-on Scrubber



- 39" and 47" working widths with brushes and 42" and 55" vacuum working widths
- ecoefficiency mode that extends work time, reduces water and power consumption
- Small turning radius and high maneuverability
- Large batteries and water tank

Order No	Description	List Price
<b>B 250 R, 39" - Brush head R 100, 46" Curved Squeegee</b>		
9.841-298.0	Battery 344 Ah, WET low-maintenance, shelf charger	\$38,079.76
9.841-299.0	Battery 335 Ah, AGM low-maintenance, shelf charger	\$38,636.99
9.841-300.0	Battery 650 Ah, steel case, shelf charger	\$45,817.10
9.841-301.0	Battery 650 Ah, steel case, shelf charger	\$47,146.75
9.841-306.0	Battery 344 Ah, WET low-maintenance, shelf charger	\$40,327.98
9.841-307.0	Battery 335 Ah, AGM low-maintenance, shelf charger	\$40,890.29
9.841-308.0	Battery 650 Ah, steel case, shelf charger	\$48,720.00
9.841-309.0	Battery 650 Ah, steel case, shelf charger	\$50,049.65
<b>B 250 R, 47" - Brush head R 120, 55" Curved Squeegee</b>		
9.841-302.0	Battery 344 Ah, WET low-maintenance, shelf charger	\$40,235.62
9.841-303.0	Battery 335 Ah, AGM low-maintenance, shelf charger	\$40,805.03
9.841-304.0	Battery 650 Ah, steel case, shelf charger	\$49,719.78
9.841-305.0	Battery 650 Ah, steel case, shelf charger	\$51,049.43
9.841-310.0	Battery 344 Ah, WET low-maintenance, shelf charger	\$42,487.90
9.841-311.0	Battery 335 Ah, AGM low-maintenance, shelf charger	\$43,056.30
9.841-312.0	Battery 650 Ah, steel case, shelf charger	\$52,739.40
9.841-313.0	Battery 650 Ah, steel case, shelf charger	\$54,069.05



### FLOOR CARE

Cold Water PW

Hot Water PW

Trailers

Jetters

Accessories

Nozzle Chart

PW Sales Center

Detergents

Floor Care

## Presto 3



- 1.16 hp, two-stage vac motor
- 55 psi pump
- 2 gallon (7.6 ltr.) solution and recovery tanks
- Clear 4" (102 mm) wide hand tool
- The Presto 3 Deluxe includes both clear hand tool and Double Dry hand tool

Order No	Description	List Price
9.840-068.0	Presto 3 extractor w/ standard hand tool	\$800.31
9.840-069.0	Presto 3 Deluxe extractor w/ standard and Double Dry hand tool driver	\$1,123.73

## Priza

### Mini Extractor with Spray Wand



- Adjustable upright spray wand
- Hand wand
- 2.6 gal. solution tank
- 2.4 gal. recovery tank
- 0.26 gallon (0.1 ltr./min) spray rate
- 11.4 cfm (54 ltr./s)
- Removable recovery tank
- 88 inch waterlift

Order No	Description	List Price
1.100-122.0	Priza extractor w/ 8.2' hose, wand & hand tool	\$1,056.78

## Clipper Duo



- 16" (508 mm) cleaning path
- 10-gallon capacity
- Dual counter-rotating brushes
- On-board cleaning tool w/ 8 ft hose
- Floating brush deck
- Brush assist drive system
- 18" floating vac shoe
- UL Listed to U.S. and Canadian safety standards

Order No	Description	List Price
1.008-048.0	Clipper Duo	\$4,573.68

## Mini Pro

### Most Popular Small Area Extractor



- 10.5" (267 mm) cleaning path
- 12.5" (314 mm) cast aluminum vac shoe
- 25' power cable
- 1.5 hp, three-stage vac motor
- Brush assist
- Floating brush deck
- Adapts for accessory cleaning tools
- ETL approved

Order No	Description	List Price
1.008-039.0	Mini Pro 4-gal extractor	\$1,910.65
8.629-036.0	Hose & hand tool kit with bag	\$266.66

## Vac Pac

### Portable Back Vacuums includes hose & tool kit



- 6 and 10 quart capacities to accommodate different operators and job requirements
- Ergonomically designed harness system for operator comfort
- 5-piece tool kit included
- Vacuum hose is designed for right or left handed operation
- Cord mounted power switch for operator ease of use
- Optional high-efficiency filter kit filters 99.9% of particles down to 0.3 microns
- UL Listed to U.S. and Canadian safety standards

Order No	Description	List Price
1.014-007.0	Vac Pac Back Vacuum, 6 qt	\$541.03
1.014-005.0	Vac Pac Back Vacuum, 10 qt	\$577.17



## Recover Wet/Dry Vacs

Versatile wet/dry vacs



- 1.8 hp motor
- Water lift of 80"
- On-board cleaning tools and storage
- Designed for easy mobility
- ETL approved to U.S. and Canadian safety standards

Order No	Description	List Price
1.428-513.0	Recover 7, 7-gal w/ hose & tool kit	\$359.47
1.428-609.0	Recover 12, 12-gal w/ hose & tool kit	\$433.63
9.840-844.0	Recover 12, 12-gal w/ front mounted squeegee, & wand	\$784.86

## Titan Wet/Dry Vacs

Powerful and durable for commercial and industrial use



- Front mounted squeegee for any application
- Made with strong blow-molded plastic
- 1.5 hp, two-stage motor produces 101 cfm and 87" of waterlift
- Features polyester bag-style filter with optional high efficiency cartridge filter
- Includes 8 ft. hose and 8-piece tool kit with carpet and floor tool, squeegee tool, upholstery tool and crevice tool
- UL Listed to U.S. and Canadian safety standards

Order No	Description	List Price
1.013-010.0	Titan 720, 20-gal w/ hose & tool kit	\$950.69
8.616-404.0	Titan squeegee kit for 720	\$275.22

## Recover 18 Wet/Dry Vac

Large capacity for medium to large jobs



- Front-mounted squeegee offers more productive water pick-up
- Unique tank design that results in 100% dumping of solution with no tipping required
- Designed with an easy-access squeegee lift lever
- Easy to use, train, operate
- New design blades self-adjust with factory set automatic adjustment
- Complete with on-board tool storage compartment with safety sign storage

Order No	Description	List Price
1.013-019.0	Recover 18, 18-gal w/ hose & wand only	\$786.92
1.103-492.0	Recover 18, 18-gal w/ squeegee only	\$925.97
1.013-017.0	Recover 18, 18-gal w/ squeegee, hose & wand	\$998.07

## Dust Extraction Vacs Nt Series

With self-cleaning filter system



- Features TACT (Trigger Air Draft Cleaning Technology) filter system, allowing continuous cleaning without the need to shut the unit down for filter cleaning
- Switch from wet to dry work without swapping filters
- Electronic tank level monitor shuts motor off when full capacity is reached

Order No	Description	List Price
1.184-854.0	NT 35/1 Eco, 9.2-gal w/ TACT self cleaning filter system	\$694.22
1.145-834.0	NT 45/1 Tact, 12-gal w/ TACT self cleaning filter system	\$849.75
1.325-104.0	NT 65/2 Eco, 17-gal w/ PFC self cleaning filter system & wand	\$1,189.65



### FLOOR CARE

Cold Water PW

Hot Water PW

Trailers

Jetters

Accessories

Nozzle Chart

PW Sales Center

Detergents

Floor Care

## Chariot iVAC

### 24" or 34" Stand-On HEPA Vacuum



- Vacuums carpet, tile, wood, concrete, stone, rubber, VCT
- 8" standard side broom
- HEPA filtration standard
- On-board tool storage
- 68 dBA - quiet operation
- Comes standard with a 10' hose and 2-piece hand tool set for off-aisle cleaning

Order No	Description	List Price
<b>24" iVAC</b>		
9.840-913.0	3-12V / 140 A/H batteries	\$9,422.83
9.840-914.0	3-12V / 114 A/H AGM batteries	\$10,172.10
9.840-916.0	3-12V / 114 A/H AGM batteries w/ on-board charge AGM	\$10,361.73
<b>34" iVAC</b>		
9.840-932.0	3-12V / 205 A/H batteries	\$15,136.18
9.840-933.0	3-12V / 225 A/H batteries	\$15,567.70
9.840-931.0	3-12V / 234 A/H AGM batteries	\$17,097.00

## Sensor S

### Upright Vacuum



- Powerful Sensor S models feature 1,200 watt vacuum motor
- Manual brush height adjustment
- Electronic control system warns operator if bag is full or brush is jammed
- Motor turns off to prevent damage if warnings are ignored
- 3-stage 0.3 micron filtration efficiency over 99%
- Available in 12" and 15"
- Ultra-light handle weight
- UL Listed to U.S. and Canadian safety standards

Order No	Description	List Price
1.012-021.0	Sensor S 12" (300 mm) Upright Vacuum	\$566.61
1.012-022.0	Sensor S 15" (380 mm) Upright Vacuum	\$681.75

## Sensor XP

### Upright Vacuum



- Powerful Sensor XP models feature 1,200 watt vacuum motor
- Automatic Vacuuming System automatically adjusts brush height for peak efficiency on any surface
- Electronic control system warns operator if bag is full or brush is jammed
- Motor turns off to prevent damage if warnings are ignored
- 3-stage 0.3 micron filtration efficiency over 99%
- Optional HEPA filter
- Ultra-light handle weight
- Available in 12", 15" and 18"
- UL Listed to U.S. and Canadian safety standards

Order No	Description	List Price
1.012-024.0	Sensor XP 12" (300 mm) Upright Vacuum	\$632.26
1.012-027.0	Sensor XP 15" (380 mm) Upright Vacuum	\$787.80
1.012-030.0	Sensor XP 18" (460 mm) Upright Vacuum	\$867.59

## Lightning 1500

### High-Speed Burnisher



- 1500 rpm
- 20" cleaning path (710 mm)
- Great balance, easy to handle
- 1.75 hp DC motor for fast shine
- Low profile design
- Dual-lever switches, adjustable handle
- Flexible pad driver

Order No	Description	List Price
1.009-016.0	Lightning 1500 Burnisher	\$1,477.84

## Lightning 2000

### Ultra High-Speed Burnisher



- 2000 rpm
- 20" cleaning path (710 mm)
- 1.5 hp direct-drive motor
- Low profile design
- Dual-lever switches, floating handle
- Flexible pad driver
- Dust control eliminates follow-up mopping
- Durable all metal design

Order No	Description	List Price
1.009-019.0	Lightning 2000 Burnisher	\$1,753.44

## Lightning Propane

### Fast, Consistent Burnishing



- 2000 rpm
- 24" and 27" cleaning path models
- 17 hp propane engine
- Automotive-grade catalytic mufflers
- EPA certified low emission fuel system
- Quick change drop-in cylinder holder
- Variable pad pressure w/ adjustable wheels
- Tilt-back design

Order No	Description	List Price
1.022-322.0	Lightning 24" Propane Burnisher	\$5,152.06
1.022-323.0	Lightning 27" Propane Burnisher	\$5,261.24

## Bolt Series

### Easy-To-Use Floor Machines



- 66 frame, AC motor for longer machine life on BP 13, BP 17, and BP 20X
- Dual capacitors for easy start-up and smoother operation
- Rugged cast aluminum base with full protective bumper
- All-steel Triple Planetary gear transmission for longer life
- Sure grip handle height adjustment
- Durable cast aluminum switch housing
- Safety switch prevents accidental start-up
- UL Listed to U.S. and Canadian safety standards

Order No	Description	List Price
1.009-082.0	Bolt 17", 175 rpm, 1.5 hp, w/ pad driver	\$946.69
1.009-087.0	Bolt 20", 175 rpm, 1.5 hp, w/ pad driver	\$995.64

### FLOOR CARE

- Cold Water PW
- Hot Water PW
- Trailers
- Jetters
- Accessories
- Nozzle Chart
- PW Sales Center
- Detergents
- Floor Care

## TAZ with Orb technology

All surface cleaning, scrubbing, sanding, polishing, extraction, interim, and grinding machine



The Taz is the only all-surface cleaning, scrubbing, sanding, polishing, extraction, interim, and grinding machine in the industry! It conquers carpet, stone, tile & grout, wood, vinyl, concrete, epoxy, and other surfaces. The Taz excels at chemical-free stripping, interim carpet encapsulation, tile & grout cleaning and more!



**Weight set:**  
for sanding and grinding



**Weights installed on base:**  
Weights are included with machine

- 1725 rpm
- 17"-21" cleaning path
- Quick change drop-in cylinder holder
- Variable pad pressure with adjustable wheels
- Tilt-back design
- Electric
- Quiet
- Easy operation

### Production Rate

**Wood:** up to 4,000 ft<sup>2</sup>/hr

**Stone:** up to 120 ft<sup>2</sup>/hr

**Tile & Grout:** varies on condition

Order No	Description	List Price
9.841-232.0	TAZ machine (w/o solution tank)	\$3,667.92
9.841-231.0	TAZ DELUXE machine (w/ solution tank)	\$4,542.06
8.637-471.0	Weight Kit (Weight kit included at no charge)	\$530.88
<b>FOR TILE, CONCRETE &amp; GROUT - Order these Accessories</b>		
8.637-468.0	Scrub Brush	\$419.60
<b>FOR CHEMICAL-FREE STRIPPING - Order these Accessories</b>		
8.637-467.0	Chemical-Free Stripping Pad (5 pk)	\$152.79

**Stone Care and Wood Care Accessories Coming Soon!**



## Chariot 2 iGLOSS 20

### Small Platform Burnisher



- 20-inch, 2000 rpm burnisher
- Offers smaller Chariot platform maneuverability and productivity
- Patent-pending spring-loaded weighted pad
- Available in passive or active dust control

Order No	Description	List Price
<b>Chariot 2 20" iGLOSS w/ PASSIVE Dust Control</b>		
9.841-074.0	3-12V / 130 A/H batts, automatic charger	\$8,841.52
9.841-075.0	3-12V / 114 A/H AGM batts, automatic charger	\$9,865.34
9.841-076.0	3-12V / 114 A/H AGM batts, on-board charger	\$10,223.78
9.841-080.0	3-12V / 225 A/H batts, automatic charger	\$10,171.25
9.841-081.0	3-12V / 234 A/H AGM batts, automatic charger	\$12,157.09
9.841-082.0	3-12V / 234 A/H AGM batts, on-board charger	\$12,481.54
<b>Chariot 2 20" iGLOSS w/ ACTIVE Dust Control</b>		
9.841-086.0	3-12V / 225 A/H batts, automatic charger	\$11,493.77
9.841-087.0	3-12V / 234 A/H AGM batts, automatic charger	\$12,481.54
9.841-088.0	3-12V / 234 A/H AGM batts, on-board charger	\$12,812.17

## Chariot iGLOSS

### Large Platform Burnisher



- 20-inch, 2600 rpm burnisher
- Flexible pad driver
- Toggle switch to lower burnisher deck
- Dust control system
- On-board storage compartment

Order No	Description	List Price
<b>20" iGLOSS</b>		
9.840-046.0	3-12V / 205 A/H batts, 36V/21A C175 automatic charger	\$13,366.31
9.840-047.0	3-12V / 225 A/H batts, 36V/21A C175 automatic charger	\$13,708.27
9.840-045.0	3-12V / 234 A/H AGM batts, 36V/21A dual mode	\$14,665.14
<b>20" iGLOSS w/ PRODUCTIVITY PLUS VALUE PACK (comes w/ 2 battery packs)</b>		
9.840-050.0	2 x 3 pack-12V / 205 A/H batts, 36V/21A C175 automatic charger	\$16,462.49
9.840-051.0	2 x 3 pack-12V / 225 A/H batts, 36V/21A C17 automatic charger	\$16,804.45
9.840-049.0	2 x 3 pack-12V / 234 A/H AGM batts, 36V/21A dual mode automatic charger	\$18,907.71



## FLOOR CARE

Cold Water PW

Hot Water PW

Trailers

Jetters

Accessories

Nozzle Chart

PW Sales Center

Detergents

Floor Care

### KM 85/50 W Bp Adv

**34" Walk-Behind Sweeper, Compact, maneuverable**



- Capable of sweeping up to 100,000 sq. ft. of floor per battery charge
- Ideal for facilities with a mixture of congested areas and open spaces
- Overthrow sweeping technology - fills container to nearly 100% capacity
- Durable industrial design

Order No	Description	List Price
9.840-758.0	24V Walk Behind Sweeper. Includes (2) 105 a/h batteries & charger, main broom & side broom	\$9,088.68
9.840-760.0	24V Walk Behind Sweeper. Includes (2) 100 a/h AGM batteries & charger, main broom & side broom	\$9,356.20

### Radius Manual Sweeper



- Dual wheel drive provides continuous main roller sweeping during turns
- 28" cleaning path
- Direct throw sweeping
- 11 gallon (42 ltr.) capacity
- Right side broom

Order No	Description	List Price
1.517-104.0	Radius Manual, 28" (includes brushes)	\$1,011.46

### KM 105 R Bp

**41" Ride-On Sweeper that's extremely compact and maneuverable**



- Control panel is clearly arranged and cockpit is ergonomically designed
- Compact design: can turn in passageways as small as 78" wide
- Large storage area located at rear of transporting large items
- Offers TACT and KIK systems

Order No	Description	List Price
9.841-354.0	Ride-on sweeper, main roller, right side brush and crescent brush, does not include batteries	\$22,876.50
9.841-355.0	Ride-on sweeper, main roller, right side brush and crescent brush, left side brush, does not include batteries	\$23,886.50
9.841-350.0	Ride-on sweeper w/ 295 Ah, low-maintenance battery, shelf charger, main roller, right side brush and crescent brush	\$24,644.00
9.841-352.0	Ride-on sweeper w/ 295 Ah, low-maintenance battery, shelf charger, main roller, right side brush and crescent brush, left side brush	\$25,654.00
9.841-351.0	Ride-on sweeper w/ 285 Ah, AGM low-maintenance battery, shelf charger, main roller, right side brush and crescent brush	\$26,866.00
9.841-353.0	Ride-on sweeper w/ 285 Ah, AGM low-maintenance battery, shelf charger, main roller, right side brush and crescent brush, left side brush	\$27,876.00

### KM 90/60 R BP ADV

**36" Electric, Ride-On Sweeper**



- TACT: Automatic filter cleaning system
- Integrated Homebase kit
- Ergonomic operating concept
- Floating main roller brush
- Adv 2SB Model comes with 2 side brushes

Order No	Description	List Price
9.841-246.0	Adv Model, 36" Electric Ride-on Sweeper w 2 12V 215 Ah batteries.	\$14,440.00
9.841-247.0	Adv Model, 36" Electric Ride-on Sweeper w 2 12V 234 Ah AGM batteries.	\$15,954.00
9.841-248.0	Adv 2SB Model, 36" Electric Ride-on Sweeper w 2 12V 215 Ah batteries.	\$15,346.00
9.841-249.0	Adv 2SB Model, 36" Electric Ride-on Sweeper	\$17,375.00

### KM 150/500 R BP

**47" Electric, Ride-On Sweeper**



- High working transport speed
- Fully hydraulic drive and sweeping system
- Low maintenance
- 132 gallon waste container capacity

Order No	Description	List Price
9.841-338.0	48V, Ride-on sweeper, steel case for battery, warning beacon, rear back-up alarm, and steel hopper	\$67,367.00
9.841-339.0	48V, Ride-on sweeper, steel case for battery, warning beacon, rear back-up alarm, and steel hopper	\$68,619.40
9.841-340.0	48V, Ride-on sweeper, steel case for battery, warning beacon, rear back-up alarm, and steel hopper	\$69,967.75
9.841-344.0	48V, Ride-on sweeper, steel case for battery, warning beacon, rear back-up alarm, and steel hopper	\$68,175.00
9.841-345.0	48V, Ride-on sweeper, steel case for battery, warning beacon, rear back-up alarm, and steel hopper	\$69,427.40
9.841-346.0	48V, Ride-on sweeper, steel case for battery, warning beacon, rear back-up alarm, and steel hopper	\$70,775.75
9.841-341.0	48V, Ride-on sweeper, steel case for battery, warning beacon, rear back-up alarm, steel hopper & 2 side brushes	\$69,725.35
9.841-342.0	48V, Ride-on sweeper, steel case for battery, warning beacon, rear back-up alarm, steel hopper & 2 side brushes	\$70,977.75
9.841-343.0	48V, Ride-on sweeper, steel case for battery, warning beacon, rear back-up alarm, steel hopper & 2 side brushes	\$72,326.10
9.841-347.0	48V, Ride-on sweeper, steel case for battery, warning beacon, rear back-up alarm, steel hopper & 2 side brushes	\$70,533.35
9.841-348.0	48V, Ride-on sweeper, steel case for battery, warning beacon, rear back-up alarm, steel hopper & 2 side brushes	\$71,785.75
9.841-349.0	48V, Ride-on sweeper, steel case for battery, warning beacon, rear back-up alarm, steel hopper & 2 side brushes	\$73,134.10

## Airmover 3



- 1/2 hp
- Built-in carpet clip
- Up to 3,000 cfm for fast drying
- 3 speeds of air movement
- 3 standing positions
- ETL certified to UL safety standards

Order No	Description	List Price
1.004-027.0	Airmover 3	\$278.10

## Windhandler 3 Blowers



- 1/2 hp
- Built-in carpet clip
- Up to 3,000 cfm for fast drying
- Windhandler includes upright handle and transport wheels
- 3 speeds of air movement
- ETL certified to UL safety standards

Order No	Description	List Price
1.004-015.0	Windhandler 3	\$315.18

## Triad Air Mover



Triad refers to Triple Advantage, which combines high-performance, ergonomics, and space savings.

- Low 1.48 amp draw
- Slim design allows easy transportation
- 3 standable positions
- Optimized CFM, static pressure and air velocity
- 55% more efficient in performance/amp than competitors
- Ductable intake and exhaust

Order No	Description	List Price
1.004-035.0	Triad Air Mover	\$317.24

## Triad AFD



The Triad AFD is easily portable and offers the best space maximization. It delivers the highest CFM/Air exchange performance in its class with no increase in power requirements.

- Removes at least 99.97% of airborne particles
- Highest CFM/air exchange performance in its class
- Removes smoke and odors
- Low 1.48 amp draw
- Multifunctional capabilities

Order No	Description	List Price
1.007-902.0	Triad AFD Air Mover	\$659.72

## SG1 and SG2 C Bp Gum Remover



- Vaporize gum in seconds
- Biodegradable extract dissolves gum without residue
- Ultimate portability
- No cords or water
- Up to 8 hours battery life
- Lighter weight than many back pack systems

Order No	Description	List Price
1.013-104.0	SG1 C Bp Gum Remover	\$2,999.00
1.013-024.0	SG2 C Bp Gum Remover	\$4,590.00

## Zephyr Steam Cleaner

For Commercial Steam Cleaning Applications



- Heats quickly, allowing for constant refilling without the unit cooling down
- 1/2-gal capacity
- 2-tank system (boiler & refill tank)
- Dual Boiler tank heating elements (1500W & 750W)
- 209°F average water temp

Order No	Description	List Price
1.092-803.0	Zephyr Professional Steam Cleaner	\$1,537.79
9.840-860.0	Zephyr Professional Steam Cleaner w/ Cart	\$1,939.49



**Please contact us for more information:**

Tel. 800.771.1881  
Fax 877.526.3246

[www.SharkPW.com](http://www.SharkPW.com)  
[sales@sharkpw.com](mailto:sales@sharkpw.com)