



**For the Construction Markets**



## 2013 PRODUCT CATALOG

Effective January 1, 2013

**COLD PRESSURE WASHERS  
HOT PRESSURE WASHERS  
MOBILE WASH TRAILERS  
DRAIN CLEANING JETTERS  
DETERGENTS**

**DISASTER RESTORATION  
FLOOR CARE EQUIPMENT  
WATER TREATMENT  
WASH PADS  
ACCESSORIES**

Ph: 800.771.1881 | Fax: 877.526.3246 | [sales@sharkpw.com](mailto:sales@sharkpw.com)  
[www.SharkPW.com](http://www.SharkPW.com)

# SHARK CLEANING EQUIPMENT:

The one-stop shop for cleaning equipment in the construction markets.

## Pressure Washers



## Wash Pads



## Water Reclamation



## Disaster Restoration



## Floor Cleaning & Sweeping



## Parts & Accessories



### *Why is it important to keep heavy construction equipment clean?*

- Equipment must be cleaned prior to maintenance and safety inspections
- Clean machinery runs cooler, smoother and more efficiently
- Cleaning excess mud, dirt and grime reduces weight, which saves fuel
- Clean machinery ensures a professional appearance
- Clean machinery extends product life

### *Why Shark?*

- Shark is a member of Kärcher, the world's largest cleaning equipment manufacturer, and most preferred worldwide
- Best selection of pressure cleaning products for construction
- Best support and service
- Shark products meet CETA performance-certified standards and are ETL certified.
- Products backed by industry-leading warranties
- Shark production plants are ISO-9001 certified for quality standards

## Effective Detergent



## Anti-Graffiti Products





# TABLE OF CONTENTS

## Pressure Washers

- ◆ Cold Water ..... 4 - 5
- ◆ Hot Water ..... 6
- ◆ Trailers ..... 7 - 9
- ◆ Jettors ..... 10 - 11
- ◆ Accessories ..... 12 - 15
- ◆ Detergents ..... 16 - 18
- ◆ Disaster Restoration ..... 19
- ◆ Floor Care
  - Chariots ..... 20
  - Extractors ..... 21
  - Vacuums ..... 22
  - Wet/Dry Vacs ..... 23
  - Chemical ..... 24
  - Sweepers ..... 25
  - Scrubbers ..... 25
  - Floor Machines / Burnishers ..... 26
  - Industrial ..... 27 - 28
- ◆ Heavy Equipment Blasters ..... 29
- ◆ Water Treatment ..... 30
- ◆ Wash Pads ..... 31

NOTE: There are many parts and accessories we sell which are not included in the catalog. Should you need an item or part not included in the catalog, call Shark at 800-771-1881. Our parts warehouse has more than 40,000 different replacement parts and accessories in stock or ready to order when you need them most.

Cold Water PW

Hot Water PW

Trailers

Jetters

Accessories

Restoration

Floor Care

Water Treatment

Wash Pads

**Applications for Cold Water, Gas-Powered Pressure Washers:**

- House Siding, Decks, Fences
- Vehicle Cleaning
- Building Service Maintenance
- Equipment Cleaning

**Hammerhead Series: Gas Engine, Direct-Drive**  
Commercial-grade, value-priced, high quality



**DD-232336 & DD-232337**  
1-year limited warranty on Comet BXD and Axial pumps



**DD-252737**



**DD-383537**

- Axial or crankcase pumps
- Better than boxstore units



Model	Order No.	Specs	Engine	Pump	List Price
DD-232337	1.107-135.0	2.3 @ 2300	Honda GC160	Axial	\$ 713
DD-232336	1.107-134.0	2.3 @ 2300	Honda GC160	Comet BXD	\$ 867
DD-252737	1.107-136.0	2.5 @ 2700	Honda GX200	KG Crankcase	\$1,325
DD-263097	1.107-197.0	2.6 @ 3000	Kohler CH270	Axial	\$875
DD-252797	1.107-198.0	2.5 @ 2700	Kohler CH270	KG Crankcase	\$1,250

**PALLET PRICING AVAILABLE**

**DG Series: Gas Engine, Direct-Drive**

Compact / Industrial - most popular direct-drive cold water



- Best-selling cold water machine
- Commercial-grade components



Model	Order No.	Specs	Engine	Pump	List Price
DG-232437	1.107-138.0	2.3 @ 2400	Honda GX160	KG	\$1,558
DG-252737	1.107-139.0	2.5 @ 2700	Honda GX200	KG	\$1,758
DG-303037	1.107-140.0	3.0 @ 3000	Honda GX270	KG	\$1,888
DG-383537	1.107-141.0	3.8 @ 3500	Honda GX390	KS	\$2,298

**Aluminum Series: Gas Engine, Direct or Belt-Drive**  
Unique design makes for easiest maneuverability



**DGA Direct-Drive Model**



**BGA Belt-Drive Model**

- Corrosion resistant
- Ergonomic design
- Crankcase pumps on all models



Model	Order No.	Specs	Engine	Drive	List Price
DGA-252737	1.106-054.0	2.5 @ 2700	Honda GX200	Direct	\$1,698
DGA-303037	1.106-055.0	3.0 @ 3000	Honda GX270	Direct	\$2,158
DGA-383537	1.106-056.0	3.8 @ 3500	Honda GX390	Direct	\$2,378
BGA-252737	1.106-057.0	2.5 @ 2700	Honda GX200	Belt	\$2,238
BGA-373537	1.106-058.0	3.7 @ 3500	Honda GX390	Belt	\$2,758

**BG Series: Gas Engine, Belt-Drive**

Industrial-grade, built to work hard and last long



- Best-selling belt-drive machine
- Built for long hours of operation



Model	Order No.	Specs	Engine	Pump	List Price
BG-282037	1.107-142.0	2.8 @ 2000	Honda GX160	KD	\$2,028
BG-252737	1.107-143.0	2.5 @ 2700	Honda GX200	KD	\$2,190
BG-303037	1.107-144.0	3.0 @ 3000	Honda GX270	KD	\$2,698
BG-373537	1.107-145.0	3.7 @ 3500	Honda GX390	KM	\$3,008
BG-304037	1.107-146.0	3.0 @ 4000	Honda GX390	KM	\$3,118

**Direct-Drive vs. Belt-Drive?**

**Direct-Drive = 20 hours/week operation or less**

**Belt-Drive = 40+ hours/week operation**

**BR SERIES: Gas Engine, Belt-Drive**

Industrial-grade, built to work hard and last long



BR-373537 (single axle)

- Roll cage protection w/ lifting eye
- High output



BR, Double Axle



Model	Order No.	Specs	Engine	Pump	List Price
BR-373537*	1.107-150.0	3.7 @ 3500	Honda GX390	KM Crankcase	\$3,268
BR-404027	1.107-151.0	4.0 @ 4000	Vanguard 16	KM Crankcase	\$5,198
BR-405037E	1.107-147.0	4.0 @ 5000	Honda GX630	KH Crankcase	\$6,178
BR-455037E	1.107-148.0	4.5 @ 5000	Honda GX660	KH Crankcase	\$7,138
BR-343067E**	1.107-149.0	3.4 @ 3000	Kohler KD420	KM Crankcase	\$6,018

\*Single axle  
\*\*Diesel Engine

**Applications for Cold Water, Electric-Powered Pressure Washers:**

- Schools
- Noise Sensitive Areas
- Building Service Maintenance
- Restaurant Kitchens



**DE SERIES: Electric-Powered, Direct-Drive**

Ideal for indoor cleaning - zero emissions



- Quiet operation
- 115 V power



Model	Order No.	Specs	Motor HP	Electrical	Pump	List Price
DE-201007D	1.106-061.0	2.0 @ 1000	1.5	120V / 1ph	KE Crankcase	\$1,528
DE-201507D	1.106-062.0	1.9 @ 1300	2	120V / 1ph	KE Crankcase	\$1,648

**HE SERIES: Electric-Powered, Direct-Drive**

Lightweight handheld design



- Easy to transport and store
- Great for indoor and outdoor applications



Model	Order No.	Specs	Motor HP	Electrical	Pump	List Price
HE-201006D	1.106-065.0	2.0 @ 1000	1.5	120V / 1ph	Axial	\$ 918
HE-201406D	1.106-066.0	1.8 @ 1400	2	120V / 1ph	Axial	\$ 998

**HE+ SERIES: Electric-Powered, Direct-Drive**

Ideal for in-shop uses



- Remote on/off switch
- Flexible mounting options
- Auto stop/start at trigger gun



HE-201407D+ w/ optional wallmount



Model	Order No.	Specs	Motor HP	Electrical	Pump	List Price
HE-201407D+	1.106-067.0	1.8 @ 1400	2	120V / 1ph	KE Crankcase	\$1,668

Cold Water PW

Hot Water PW

Trailers

Jetters

Accessories

Restoration

Floor Care

Water Treatment

Wash Pads

**SGP SERIES: Gas Engine, Direct-Drive, Diesel Heated**  
Portable, self-contained hot water unit



**SGP Full-Size Cage Design:**  
Gas-powered, diesel/oil-heated

- Best-selling hot water machine



**SGP-302517:**  
Compact design, Gas-powered, diesel/oil-heated



Model	Order No.	Specs	Engine	Start	List Price
SGP-302517	1.110-059.0	2.7 @ 2400	Subaru EX21	Recoil	\$5,148
SGP-303037	1.110-054.0	2.6 @ 3000	Honda GX270	Recoil	\$6,278
SGP-353037	1.110-055.0	3.5 @ 3000	Honda GX340	Recoil	\$6,528
SGP-353037E	1.110-056.0	3.5 @ 3000	Honda GX340	Electric	\$6,986
SGP-403537E*	1.110-057.0	3.5 @ 3500	Honda GX390	Electric	\$7,414

\*Battery included on SGP-403537E only.

**SSG SERIES: Gas Engine, Belt-Drive, Diesel Heated**  
Most rugged design for continuous on-site cleaning



- Work horse of the pressure washer industry
- Mount on a trailer for mobile wash solution



Model	Order No.	Specs	Engine	Pump	List Price
SSG-403037E	1.110-579.0	3.9 @ 3000	Honda GX390	KT Crankcase	\$ 7,750
SSG-503027E	1.110-580.0	4.8 @ 3000	Vanguard 16	KT Crankcase	\$ 8,400
SSG-503027E/G	1.110-581.0	4.8 @ 3000	Vanguard 16	KT Crankcase	\$ 9,350
SSG-503537E	1.110-582.0	4.7 @ 3500	Honda GX630	KT Crankcase	\$ 9,150
SSG-503537E/G	1.110-583.0	4.7 @ 3500	Honda GX630	KT Crankcase	\$10,300
SSG-603537E	1.110-584.0	5.6 @ 3500	Honda GX660	KT Crankcase	\$10,000
SSG-603537E/G	1.110-585.0	5.6 @ 3500	Honda GX660	KT Crankcase	\$11,000
SSD-603567E*	1.110-586.0	5.6 @ 3500	Kohler KDW1003	KT Crankcase	\$16,700
SSD-603567E/G*	1.110-587.0	5.6 @ 3500	Kohler KDW1003	KT Crankcase	\$17,300

\*Diesel

**STP SERIES: Electric-Powered, Direct-Drive**  
Compact and portable



- Designed for construction sites, farms and factories where electricity is available
- Diesel heated



Model	Order No.	Specs	Motor HP	Electrical	Pump	List Price
STP-231007D	1.109-101.0	2.1 @ 1000	1.5	120V / 1ph	KE Crankcase	\$4,078
STP-201507D	1.109-102.0	1.9 @ 1500	2	120V / 1ph	KE Crankcase	\$4,132
STP-352007A	1.109-103.0	3.5 @ 2000	5	230V / 1ph	KE Crankcase	\$4,971

**HP HEATER: Electric-Powered, Diesel Heated**  
Turns a cold water pressure washer into a hot water unit



- Effectively heats water at a rate of up to 5 gallons per minute



Model	Order No.	GPM	PSI	Amps	Electrical	List Price
HP-5030D	1.109-113.0	Up to 5.0	Up to 3000	5	120V / 1ph	\$3,654

**Applications for Hot Water Pressure Washers:**

- Any job involving grease, oil or grime
- Trucks / Buses / RVs / Automotobiles
- Heavy Equipment
- Agriculture
- Food Service
- Oil Fields / Mining / Construction

# NEW TRS-2500: New, flexible design accomodates different size pressure washers (hot water skid, medium size hot-water, cold-water blaster)

**Applications:** Rental Yards • Construction • Mines • Marine • Property Management • Oil Fields • And More!

Leaf-spring suspension rated up to 3,500 lbs

3-way ball valve for easy switching of the water flow from the holding tank to a faucet

High-density, polyethylene 200-gallon water tank with a 12-inch access port, 1 1/2-inch drain valve, 3/4-inch float valve and a 50-mesh inlet filter



Model	Order No.	Axle	Load Capacity	Water Tank	Ship Weight	List Price
TRS-2500*	1.103-823.0	Single	3500 lbs	200 gallon	1072 lbs	\$4,698

Dimensions: 123"L x 75.5"W x 69.5"H

\*Price includes trailer and water tank only. All trailers MUST be configured to spec.

### COMPATIBLE PRESSURE WASHERS...

MODEL	DESCRIPTION	LIST PRICE
<b>BELT-DRIVE MODELS</b>		
SSG-403037E	3.9 GPM @ 3,000 PSI, GAS, 12V DC Burner	\$7,750
SSG-503027E	4.8 GPM @ 3,000 PSI, GAS, 12V DC Burner	\$8,400
SSG-503027E/G	4.8 GPM @ 3,000 PSI, GAS, 120V AC Burner	\$9,350
SSG-503537E	4.7 GPM @ 3,500 PSI, Gas, 12V DC Burner	\$9,150
SSG-503537E/G	4.7 GPM @ 3,500 PSI, Gas, 120V AC Burner	\$10,300
SSG-603537E	5.6 GPM @ 3,500 PSI, Gas, 12V DC Burner	\$10,000
SSG-603537E/G	5.6 GPM @ 3,500 PSI, Gas, 120V AC Burner	\$11,000
8.917-294.0	Mounting Kit , SSG Skids (Required for Mounting Pressure Washer to Trailer)	\$81
<b>DIRECT-DRIVE MODELS</b>		
SGP-403537E	3.5 GPM @ 3,500 PSI, Electric, 12V DC Burner	\$7,414
8.917-295.0	Mounting Kit, SGP Model (Required for Mounting Pressure Washer to Trailer)	\$252
<b>COLD WATER BELT-DRIVE MODELS</b>		
8.917-296.0	Mounting Kit, Any Cold Water Belt Drive (Required for Mounting Pressure Washer to Trailer)	\$81

### AVAILABLE OPTIONS ARE...

PART NO.	DESCRIPTION	LIST PRICE
<b>BATTERY</b>		
8.904-051.0	Battery Installed On Pressure Washer	\$245
<b>FIELD INSTALLED</b>		
8.917-558.0	Saddle Box (Ea)	\$93
8.917-559.0	Rock Guard	\$76
8.917-560.0	Utility Rack	\$350
<b>FACTORY INSTALLED</b>		
8.917-397.0	Electric Brakes	\$390
8.917-553.0	Electric Brake Breakaway Kit	\$117
8.917-398.0	Hydraulic Brakes	\$1,075
8.917-554.0	High-Pressure Hose Reel	\$442
8.917-555.0	Low-Pressure Hose Reel	\$442
8.917-556.0	Saddle Boxes (2)	\$190
8.917-557.0	Rock Guard	\$81

Cold Water PW  
Hot Water PW  
Trailers  
Jetters  
Accessories  
Restoration  
Floor Care  
Water Treatment  
Wash Pads

Cold Water PW

Hot Water PW

Trailers

Jetters

Accessories

Restoration

Floor Care

Water Treatment

Wash Pads

# TRS-2500 Best Selling Pressure Washer Trailer Package:

**SSG-503537E/G Skid**  
4.7 GPM @ 3500 PSI  
Honda GX engine  
Electric start w/ generator



**Includes Optional High-Pressure Hose Reel**  
(50ft hose included but not installed)


**Includes Optional Low-Pressure Hose Reel**  
(garden hose not included)

**Includes Optional Rock Guard**  
to protect pressure washer from flying objects

**Includes Battery Installed Option**

**Breakaway Tongue**  
saves on storage space

**Includes Optional Saddle Boxes (2)**  
for extra storage on trailer



**Cool bypass feature:**  
Circulates water back through tank allowing extended run time!



Includes Wand, Hose, and Chemical Injector

**ASK ABOUT OUR INCREDIBLY LOW SHIPPING RATES!**

**SHIPS IN AN ENCLOSED CRATE!**

Model	Order No.	Axle	Load Capacity	Water Tank	Ship Weight	Package List Price
TRS-2500 Package	1.103-828.0	Single	3500 lbs	200 gallon	1815 lbs	\$16,400*

Dimensions: 123"L x 75.5"W x 69.5"H

\*Price includes complete package shown, details listed below.

**PACKAGE INCLUDES...**

- TRAILER**  
TRS-2500 Single-axle TRS-2500 trailer
- BELT-DRIVE PRESSURE WASHER**  
SSG-503537E/G 4.7 GPM @ 3,500 PSI, Gas, 120V AC Burner
- MOUNTING KIT**  
8.917-294.0 SSG Skid Mounting Kit
- BATTERY**  
8.904-051.0 Battery Installed On Pressure Washer
- FACTORY INSTALLED**  
8.917-554.0 High-Pressure Hose Reel  
8.917-555.0 Low-Pressure Hose Reel  
8.917-556.0 Saddle Boxes (2)  
8.917-557.0 Rock Guard

**MOST CONTRACTORS CHOOSE THIS PACKAGE BECAUSE...**

- EASY TO SERVICE
- EASY TO TOW
- EASY TO USE AND OPERATE
- EASY TO STORE
- EASY TO AFFORD
- BEST PROFESSIONAL OPTIONS AVAILABLE



# TRS-6000: Heavy-duty, double-axle pressure washer trailers

The TRS-6000 trailer's rugged, heavy-duty double-axle design with 330-gallon water tank allows for long run times making it perfect for cleaning jobs that are far from a convenient water source. To customize your pressure washer trailer package, simply:

- **Choose a pressure washer:** Select from any of the Shark SSG and SSD hot water pressure washers to create the professional cleaner's dream system.
- **Choose your options:** Customize your trailer with a broad selection of options and accessories, such as hose reels, chrome coverings, etc. A full list is below.



**TRS-6000**  
Shown with options and gas-powered hot water pressure washer; accommodates both gasoline- and diesel-powered pressure washers

**Features include:**

- Double-axle rated up to 6,000 lbs.
- 330-gallon water tank made of high-density polyethylene with a 12-inch access port, 1 1/2-inch drain valve, 3/4-inch float valve and a 50-mesh inlet filter; and two 5/16-inch chains for additional safety.
- Electrical wiring recessed within tubular frame;
- Lighted license plate holder and recessed tail lights;
- 1,000 lb. swivel jack with a 2 5/16-inch ball coupler for quick and easy hook up of the trailer;
- Two 3-way ball valves for easy switching of the water flow from the holding tank to a faucet;
- Rugged steel cage for security while transporting;
- Many accessories and options available

Model	Order No.	Axle	Load Capacity	Water Tank	Ship Weight	List Price
TRS-6000*	1.103-827.0	Tandem	6000 lbs	330 gallon	1980 lbs	\$8,158

Dimensions: 178"L x 80"W x 62"H

\*Price includes trailer and water tank only. All trailers MUST be configured to spec.

**PURCHASE WITH THE FOLLOWING SKIDS...**

MODEL	DESCRIPTION	LIST PRICE	MODEL	DESCRIPTION	LIST PRICE
SSG-403037E	3.9 GPM @ 3,000 PSI, GAS, 12V DC Burner	\$7,750	SSG-603537E	5.6 GPM @ 3,500 PSI, Gas, 12V DC Burner	\$10,000
SSG-503027E	4.8 GPM @ 3,000 PSI, GAS, 12V DC Burner	\$8,400	SSG-603537E/G	5.6 GPM @ 3,500 PSI, Gas, 120V AC Burner	\$11,000
SSG-503027E/G	4.8 GPM @ 3,000 PSI, GAS, 120V AC Burner	\$9,350	SSD-603567E	5.6 GPM @ 3,500 PSI, Diesel, 12V DC Burner	\$16,700
SSG-503537E	4.7 GPM @ 3,500 PSI, Gas, 12V DC Burner	\$9,150	SSD-603567E/G	5.6 GPM @ 3,500 PSI, Diesel, 120V AC Burner	\$17,300
SSG-503537E/G	4.7 GPM @ 3,500 PSI, Gas, 120V AC Burner	\$10,300			

**OPTIONS** [Factory Installed]

PART NO.	DESCRIPTION	LIST PRICE
<b>MOUNTING KITS</b>		
8.902-455.0	Skid Mounting & Plumbing Kit (Required for Mounting Pressure Washer to Trailer)	\$335
<b>BATTERY</b>		
8.904-051.0	Battery Installed On Pressure Washer	\$245
<b>BRAKE: ELECTRIC BRAKE OPTIONS (Check your state regulations on trailer brakes)</b>		
8.902-437.0	Electric Brake, One Axle	\$375
8.902-445.0	Electric Brake, Two Axles	\$720
8.902-436.0	Height Adjustable Hitch w/ 3-in. Lunette Eye (Replaces Ball Coupler)	\$135
8.707-532.0	2-inch Ball Coupler (Fits Height Adjustable Hitch 8.902-436.0 above)	\$252
8.707-531.0	2-5/16-inch Ball Coupler (Fits Height Adjustable Hitch 8.902-436.0 above)	\$252
8.707-506.0	Kit, Breakaway Actuator with Battery	\$117
<b>BRAKE: HYDRAULIC BRAKE OPTIONS</b>		
8.902-438.0	Hydraulic Brake, One Axle, with 2-in. Ball Coupler	\$1,025
8.902-446.0	Hydraulic Brake, Two Axles, with 2-in. Ball Coupler	\$1,825
8.902-451.0	Hydr. Brake, One Axle, w/ Height Adj. Hitch (Specify Coupler below)	\$1,200
8.902-452.0	Hydr. Brake, Two Axles, w/ Height Adj. Hitch (Specify Coupler below)	\$1,675
8.707-532.0	Coupler, 2-inch Ball (Fits Height Adjustable Hitch 8.902-451.0 & 8.902-452.0 above)	\$252
8.707-531.0	Coupler, 2-5/16-inch Ball (Fits Height Adjustable Hitch 8.902-451.0 & 8.902-452.0 above)	\$252
8.902-534.0	Coupler, 3-inch Lunette Eye (Fits Height Adjustable Hitch 8.902-451.0 & 8.902-452.0 above)	\$121

**HOSES INSTALLED**

8.915-156.0	High-Pressure Hose, 3/8-inch x 100 ft., 2-Wire, Installed	\$295
8.915-155.0	Garden Hose, 3/4-inch x 50 ft., Installed	\$104

**HOSE REEL KITS (Hose NOT Included)**

8.902-447.0	Hose Reel Kit for 100 ft. of 3/8-inch High-Pressure Hose	\$578
8.902-448.0	Hose Reel Kit for 200 ft. of 3/8-inch High-Pressure Hose	\$620
8.902-449.0	Hose Reel Kit for 75 ft. of 3/4-inch Industrial Garden Hose	\$725

**CHEMICAL RACK**

8.912-409.0	Dual 5 gal. Bucket Chemical Rack	\$160
-------------	----------------------------------	-------

**FUEL TANK AND TOOL BOX (Diesel Only - Special Order Option)**

No PN	Fuel & Tool, Tank 45 gal.	CALL
No PN	Fuel & Tool, Tank 24 gal.	CALL

**SIGNAGE PLATE**

8.902-469.0	Signage Plate	\$55
-------------	---------------	------

**WHEELS AND FENDERS**

8.902-466.0	Chrome Wheels, Pair, w/ ST205/75D15/C Spare Tire (2 Pair Required for TRS-6000)	\$352
8.902-468.0	Chrome Fenders, Pair	\$406

Cold Water PW  
Hot Water PW  
Trailers  
Jetters  
Accessories  
Restoration  
Floor Care  
Water Treatment  
Wash Pads

Cold Water PW

Hot Water PW

Trailers

Jetters

Accessories

Restoration

Floor Care

Water Treatment

Wash Pads

**Powerful and Proven:** Field-tested by professionals and the rental industry, Shark Jetters have the power to effectively break through tough drain blockages caused by grease, dirt, sand, debris, and even ice.

## SJPE-1500 Electric Jetter: Portable, with a convenient hose reel



**FEATURES:**

- Retractable Handle
- Quick-Detaching Hose Reel
- Pulse Technology on demand
- Thermal relief valve
- Back flow check valve
- Inlet filter
- Pressure gauge

4 gas engine models available for big jobs

**SPECIFICATIONS:**

<b>Flow:</b>	1.7 GPM
<b>Pressure:</b>	1500 PSI
<b>Pump:</b>	Triplex
<b>Motor:</b>	1-1/2 hp, 13 amp w/GFCI
<b>Net Wt:</b>	105 lbs
<b>Dimensions:</b>	27" L x 17.5" W x 32" H

All models come standard with gloves & safety goggles.

Model	Order No.	Description	List Price
SJPE-1500	1.106-046.0	SJPE-1500 Electric Jetter, Basic Model (no hose, no nozzles)	\$1,725

**MODELS WITH ACCESSORY KITS**

Model	Order No.	Description	List Price
SJPE-1500-B	1.107-201.0	SJPE-1500 Electric Jetter w/ Add on Kit Including: 150' 1/4-inch Sewer Hose, 25' 1/8-inch Sewer Hose, 1/8-inch and 1/4-inch Sewer Nozzles	\$2,250
SJPE-1500-C	1.107-202.0	SJPE-1500 Electric Jetter w/ Add on Kit Including: 150' 1/4-inch Sewer Hose, 75' 1/8-inch Sewer Hose, 1/8-inch and 1/4-inch Sewer Nozzles	\$2,325

## SJHE-1500 Electric Jetter: Compact and portable, yet powerful



**FEATURES:**

- 1500 PSI, 1.7 GPM
- 1-1/2 hp motor
- Pulse Technology on demand
- Thermal relief valve
- Back flow check valve
- Inlet filter
- Pressure gauge

**SJHE-1500 SPECIFICATIONS**

<b>Pump:</b>	Triplex
<b>Flow:</b>	1.7 GPM
<b>Pressure:</b>	1500 PSI
<b>Motor:</b>	1-1/2 hp, 13 amp w/GFCI
<b>Net Wt:</b>	71 lbs
<b>Dimensions:</b>	22" L x 14" W x 13" H

All models come standard with gloves & safety goggles.

Model	Order No.	Description	List Price
SJHE-1500	1.106-045.0	SJHE-1500 Electric Jetter, Basic Model (no hose, no nozzles)	\$1,425

**MODELS WITH ACCESSORY KITS**

Model	Order No.	Description	List Price
SJHE-1500-B	1.107-199.0	SJHE-1500 Electric Jetter w/ Add on Kit Including: 150' 1/4-inch Sewer Hose, 25' 1/8-inch Sewer Hose, 1/8-inch Sewer Nozzle, and 1/4-inch Sewer Nozzle	\$2,044
SJHE-1500-C	1.107-200.0	SJHE-1500 Electric Jetter w/ Add on Kit Including: 150' 1/4-inch Sewer Hose, 75' 1/8-inch Sewer Hose, 1/8-inch Sewer Nozzle, and 1/4-inch Sewer Nozzle	\$2,131

**DRAIN AUGER:**

Manual crank and drill adaptable models available

- For use in 1-1/4" to 3" pipes
- Quickly opens clogged kitchen, bathroom and laundry sinks
- Anti-twisting / anti-kinking inner core cable



DSP-10: Shown with drill attached to the adapter (drill not included)

Order No.	Model	Description	List Price
8.753-185.0	DSH-1	Drain Auger	\$94.46
8.753-186.0	DSP-10	Drain Auger w/ Drill Adapter*	\$186.32

\*Drill not included.

**DRAIN PLUNGER:**

Force pump for clearing drain clogs

- Quickly and easily removes blockages in drain, toilets, sinks, baths and waste pipes
- Comes with 3 adaptors for use on different sewer lines
- Removable handle for easy and comfortable operation
- Double sided sealing lip for optimal pressure



Order No.	Model	Description	List Price
8.753-187.0	DSH-2	Drain Plunger	\$122.56

**CLOSET AUGER:**

Hand powered auger that quickly clears obstructions

- Specially designed to traverse tough traps
- Vinyl guard protects damage to toilets



Order No.	Model	Description	List Price
8.753-184.0	DSH-3	Closet Auger	\$89.63

Cold Water PW

Hot Water PW

Trailers

Jetters

Accessories

Restoration

Floor Care

Water Treatment

Wash Pads

## Sewer Hose

**SUPER FLEXIBLE SEWER LINE HOSE** Hose and couplings have small outside diameter, allowing hose and nozzles to fit through sewer line. Sewer line has Super Tough poly-ether cover over ultra-flexible nylon tube. (1/8" sewer nozzle and hose will operate through many 1-1/2" lines.)  
(Nozzles not included.)



- 160°F
- Nylon tube, poly-ether cover

Part No.	Original No.	Description	List Price
<b>1/8" hose</b> – 4800 PSI, 1/4" inlet/1/8" outlet			
8.705-601.0	150960	1/8" x 25'	\$75.77
8.705-602.0	150963	1/8" x 50'	\$101.14
8.705-603.0	150964	1/8" x 100'	\$178.84
<b>1/4" Hose</b> – 2600 PSI, 1/4" inlet/1/4" outlet			
8.705-607.0	150968	1/4" x 50'	\$72.58
8.705-608.0	150970	1/4" x 100'	\$154.88
<b>1/4" Hose</b> – 4400 PSI, 1/4" inlet/1/4" outlet			
8.705-610.0	150972	1/4" x 50'	\$103.84
8.705-611.0	150973	1/4" x 100'	\$193.51

## Foot Controlled Pressure Valve

Operators of sewer and tube cleaning equipment need both hands free to feed or retract the hose in the sewer line. Foot operated valve allows hands-free control.



- Inlet 3/8" - outlet 1/4"
- Brass body – Stainless steel valve
- Steel cover for safety
- Up to 12 GPM
- Up to 5000 PSI

Part No.	Original No.	Description	PSI	List Price
8.902-986.0		Sewer Cleaner Foot Valve	4000	\$275.00
8.710-134.0	344200	Sewer Cleaner Foot Valve	3000	\$123.54
8.709-972.0	342024*	Foot Valve w/ ST-2305	5000	\$310.43
8.701-657.0	089006	Repair Kit - Foot valve		\$19.07
8.701-673.0	089850	Repair Kit ST-2305		\$13.16
8.711-526.0	4-0193	Kit, 25' Hose, #4.5 Nozzle, Foot Valve		\$201.06

\*Heavy gauge steel construction for durability and stability

## Stainless Steel Sewer Nozzles



- 4100 PSI
- Corrosion Resistant Stainless steel
- One Forward Orifice
- Three Rear Orifices

Part No.	Original No.	FPT	Size	List Price
8.710-905.0	373075	1/8"	5.0	\$16.28
8.710-906.0	373076	1/8"	5.5	\$16.28
8.710-907.0	373077	1/8"	6.0	\$16.44
8.710-908.0	373078	1/4"	6.5	\$17.69
8.710-909.0	373079	1/4"	7.0	\$17.51
8.710-910.0	373080	1/4"	9.5	\$17.51

## Sewer / Tube Cleaning Nozzles

The reverse jets on the fixed and rotary nozzles pull the hose through the tube or sewer line and blast debris from line or tube walls.



- Backward ports drive the nozzle forward and flush debris
- Forward ports blast into pipe and breaks up clogs & debris
- Physically small for cornering ability
- 4200 PSI
- Corrosion resistant stainless steel construction
- Orifice size indicated on non-rotating styles
- Rotating style adds extra agitation and surface cleaning

Part No.	Original No.	Nozzle	Orifice Size	O.D.	Ports	List Price
<b>Non-Rotating Sewer Nozzles</b>						
8.710-875.0	373024	1/8"	4.5	.580"	0-forward, 3 back	\$22.24
8.710-874.0	373023	1/8"	5.5	.580"	1-forward, 3 back	\$22.50
8.710-878.0	373027	1/4"	4.5	.730"	1-forward, 3 back	\$21.87
8.710-876.0	373025	1/4"	5.5	.730"	1-forward, 3 back	\$21.87
8.710-877.0	373026	1/4"	6.0	.730"	1-forward, 4 back	\$22.07
8.710-880.0	373029	1/4"	7.5	.730"	1-forward, 4 back	\$22.50
8.710-879.0	373028	1/4"	8.0	.730"	1-forward, 3 back	\$22.06
8.710-881.0	373032	1/4"	12	.730"	1-forward, 3 back	\$22.06
8.710-885.0	373038	3/8"	4.0	.920"	1-forward, 3 back	\$47.63
8.710-884.0	373037	3/8"	5.5	.920"	1-forward, 3 back	\$46.24
8.710-886.0	373039	3/8"	8.5	.920"	1-forward, 4 back	\$47.63
8.710-883.0	373036	3/8"	12	.920"	1-forward, 4 back	\$46.24
8.710-882.0	373035	3/8"	14	.920"	1-forward, 4 back	\$46.24



0-forward, 3 back ports

1-forward, 3 back ports

1-forward, 4 back ports



- Rotating sewer nozzle
- Adds extra agitation
- 4000 PSI
- **Back Jet Only**

Part No.	Original No.	Rotating Nozzle	Size	Ports	List Price
<b>Rotating Sewer Nozzles</b>					
8.710-899.0	373062	1/8"	5.5	0-forward, 3 back	\$46.15
8.710-898.0	373061	1/4"	5.5	0-forward, 3 back	\$47.50
8.710-900.0	373064	1/4"	8.0	0-forward, 3 back	\$47.74
8.710-887.0	373040	1/4" Duct Clnr*	5.5	0-forward, 2 side	\$46.51

\*Duct Cleaner jet to sides instead of reverse



0-forward, 3 back ports



0-forward, 2 side ports

ACCESSORIES | ATTACHMENTS TO ENHANCE CLEANING EFFECTIVENESS

**HIGH PRESSURE HOSE: 3/8" Black Wrapped**

Abrasion-resistant steel wire braid



**Features**

- Maximum-strength Class A ORS
- 20% More flexible than other brands
- Unique high-endurance wire braid

Order No.	PSI Rating	Length	Wire Braid	Hose Guard	List Price
8.739-124.0	4000	25 ft.	Single	Black	\$48.71
8.739-021.0	4000	50 ft.	Single	Black	\$89.29
8.739-125.0	3000	50 ft.	Single	Black	\$80.38
8.739-127.0	3000	100 ft.	Single	Black	\$156.81
8.739-066.0	5800	50 ft.	Double	Red	\$115.65
8.739-224.0	5000	50 ft.	Double	Red	\$103.95
8.739-226.0	5000	100 ft.	Double	Red	\$192.45

**QUICK COUPLERS:**

The fast and easy way to attach wands and nozzles



Coupler



Nipple

**Features**

- Precision design
- For spray pressure of up to 3500 PSI
- Made of rust-free materials

Order No.	Function	Size	Thread	List Price
9.802-164.0	Coupler	1/4"	Female	\$3.98
9.802-165.0	Coupler	1/4"	Male	\$3.98
9.802-166.0	Coupler	3/8"	Female	\$4.66
9.802-169.0	Coupler	3/8"	Male	\$4.66
8.707-136.0	Nipple	1/4"	Female	\$0.97
8.707-139.0	Nipple	1/4"	Male	\$0.99
9.802-170.0	Nipple	3/8"	Female	\$1.23
9.802-171.0	Nipple	3/8"	Male	\$1.23

**HIGH PRESSURE HOSE: 3/8" Blue Wrapped**

Non-marking, with abrasion-resistant steel wire braid



8.711-722.0

Order No.	PSI Rating	Length	Wire Braid	Hose Guard	List Price
8.739-130.0	3000	50 ft.	Single	Black	\$119.57
8.739-132.0	3000	100 ft.	Single	Black	\$230.92
8.740-260.0	4500	50 ft.	Double	Red	\$164.13
8.739-210.0	4500	100 ft.	Double	Red	\$306.55
8.711-722.0*	4500	50 ft.	Double	Red	\$173.22

\*Equipped with coupler and nipple

**PARTS BOX:**

Quick access to the most commonly used replacement parts

**List Price: \$331.94**

Order No. 8.903-421.0



**Includes:**

Order No.	Description	List Price For Each	Quantity Per Kit
9.802-164.0	1/4" Female Quick Coupler	\$3.98	4
9.802-165.0	1/4" Male Quick Coupler	\$3.98	4
9.802-166.0	3/8" Female Quick Coupler	\$4.66	4
9.802-169.0	3/8" Male Quick Coupler	\$4.66	4
9.802-170.0	3/8" Female Plug	\$1.23	4
9.804-016.0	Water Inlet Strainer	\$0.50	4
9.802-100.0	3/8" HNBR O-Ring	\$0.57	20
9.802-096.0	1/4" HNBR O-Ring	\$0.53	20
9.802-288.0	3.0 15° Spray Nozzle	\$5.02	4
9.802-289.0	3.0 25° Spray Nozzle	\$5.02	4
9.802-292.0	3.5 15° Spray Nozzle	\$5.02	4
9.802-296.0	4.0 15° Spray Nozzle	\$5.02	4
9.802-297.0	4.0 25° Spray Nozzle	\$5.02	4
9.802-311.0	65° Soap Nozzle	\$4.16	4
9.802-146.0	Inlet Swivel with Strainer	\$6.00	1
9.802-171.0	3/8" Male Plug	\$1.23	4
9.802-192.0	Rupture Disk	\$43.38	1
9.802-182.0	1/2" Thermal Relief Valve	\$8.22	2
9.802-160.0	Detergent Tube Strainer	\$2.63	4

**SURFACE CLEANERS | ENHANCE CLEANING EFFECTIVENESS**

**Cyclone Rotary Surface Cleaner**



The "Cyclone" rotary surface cleaner can be used with most hot and cold water washers. It reduces overspray and zebra striping. Great for warehouse floors, sidewalks, pool decks, parking lots, etc.

- 4-10 GPM
- 2000 - 3500 PSI
- 200°F
- Polyethylene housing
- Collapsible handle
- Pneumatic tires
- 20" diameter surface cleaning
- Up to 5 gpm
- Weight: 35 lbs

Order No.	Description	List Price
8.903-608.0	"Cyclone" Surface Cleaner	\$1,200.00

**Mosmatic Surface Cleaners & Duct Cleaner**

**Turbo Surface Cleaner**

Delivers high-pressure performance with low maintenance for any hot or cold pressure washer. Completely stainless steel design makes this the toughest surface cleaner available in the pressure cleaning market.



- 250°F
- 4000 PSI
- 6.5lbs

Swiss engineered with high RPM Swivel features reinforced self-lubricated stainless steel ball bearings and dual spring based carbide seal bushings for long-lasting operation under tuff conditions.

Ideal for Pressure Washer Contractor to clean Walls, Ceilings, Public Facilities, Tile Floors and other hard to reach areas. Uses 1/8" meg 1503 nozzles.

**Duct Cleaner**

Designed as an accessory for use with high pressure pumps or pressure washers. Cleans Ducts, Chutes, Vents, Restaurant Exhausts, Tanks, etc.

Self rotating and feeding stainless steel triple bearing system for constant easy turning. Nozzle holders are 1/8" NPTF. Nozzles are sold separate.



- 250°F
- 4000 PSI
- 2lbs
- Inlet Ports: 3/8" NPTF

**12" Surface Cleaner**

Designed for effortless cleaning of small areas including walls and angled surfaces.

High RPM swivel with integrated toggle joint and adjustable tension system.

- 250°F
- 4000 PSI
- 9lbs
- 12" SS Cover



Order No.	Description	PSI	List Price
8.749-911.0	Surface Cleaner - 12"	4000	\$729.70
8.712-284.0	Turbo Cleaner - 8"	4000	\$614.05
8.712-285.0	Toggle Joint KGK	4000	\$177.66
8.712-280.0	Duct Cleaner TXR-2s, Adjustable	4000	\$590.81
8.712-279.0	Duct Cleaner TXR-2s, Fixed	4000	\$532.69

**Mosmatic With Recovery - Recover water & dirt while cleaning**

These surface cleaners are based off the Mosmatic 12" surface cleaning, with an added recovery system. The specially designed recovery system will allow you to recover the water and dirt from your cleaning area in one pass.

Model FL-AHB-KAU comes with a Gum Remover Scraper, and also has an optional Gum Remover Nozzle (sold separately). The special gum remover nozzle is mounted on the back of the cleaner. The right hand gun is for the surface cleaner and the left hand gun is for the gum remover, or other tough spots. The flat angle of the nozzle lifts and breaks up the gum for easy removal.



Vacuum hose not included


- 250°F
- 5000 PSI
- 21" cleaning width
- Stainless steel guard with adjustable housing
- 4 stainless steel castors for easy maneuvering in tight spaces
- Withstands up to 5000 PSI
- Gum remover nozzle (sold separately for model FL-AHB-KAU 520 only)

Order No.	Model	Description	PSI	List Price
8.751-299.0	FL-AH 520	Surface Cleaner w/ Recovery	5000	\$2,699.38
8.751-300.0	FL-AHB-KAU 520	Gum Remover w/ Recovery	5000	\$3,137.41
8.751-301.0		Gum Remover Nozzle (sold separately, for 8.751-300.0)	5000	\$1,475.59

**Mosmatic Roof Cleaner**


Industrial quality tool specially designed for efficient, high pressure roof cleaing while keeping the operator in a safe area.

- 21-inch
- 4000 PSI
- 250°F
- 31.9 lbs.
- Pressure gauge
- Ball valve
- Adjustable Wheels (height & width)
- Safety eye connection for rope or cable
- (2) 1/8" nozzles sold separately



Order No.	Description	List Price
8.749-910.0	Mosmatic Roof Cleaner	\$2,339.14

**TELESCOPING WAND:**



**Features**

- Extends up to 24 feet
- Light and balanced for ease in cleaning
- Made of fiberglass and aluminum
- For use up to 300°F
- Shut-off gun
- 3500 PSI

Order No.	Description	Length	List Price
8.710-589.0	Telescoping wand	6 - 12 ft.	\$183.82
8.710-590.0	Telescoping wand	6 - 18 ft.	\$203.78
8.710-591.0	Telescoping wand	6 - 24 ft.	\$222.52
8.700-059.0	Telescoping wand shoulder strap and belt		\$52.25

**STANDARD NOZZLES:**



**Features**

- Packets include:  
4 high-pressure (0°, 15°, 25°, 40°)  
1 soap nozzle
- Made of hardened stainless steel
- Color-coded for ease in selecting

Order No.	Size	List Price
8.708-719.0	3	\$29.55
9.104-014.0	3.5	\$29.55
8.708-721.0	4	\$29.55
9.104-015.0	4.5	\$29.55
8.708-723.0	5	\$29.55
8.708-724.0	5.5	\$29.55
8.708-725.0	6	\$29.55
8.711-267.0	7	\$29.55

**ROTARY NOZZLES:**



**Features**

- 4350 PSI
- Greater cleaning power
- Longer operating life
- Extra durable and versatile



Nozzle List Price:		Repair Kit List Price:	
<b>\$87.02</b>		<b>\$42.41</b>	
Order No.	Orifice	Order No.	Orifice
9.302-242.0	3.5	2.884-972.0	3.5
9.302-243.0	4.0	2.883-824.0	4.0
9.302-244.0	4.5	9.302-231.0	4.5
9.302-245.0	5.0	2.883-823.0	5.0
9.302-246.0	5.5	2.883-822.0	5.5
9.302-247.0	6.5	9.302-234.0	6.5
9.302-248.0	7.0	2.884-974.0	7.0
9.302-249.0	10.0	2.884-975.0	10.0

**NOZZLE FILTER:** Protects rotary nozzle from being damaged by debris



**Features**

- 1/4" MPT outlet
- 1/4" QC inlet
- 300°F maximum temperature
- 100-mesh screen
- Made of 416 stainless steel

Order No.	Description	List Price
8.710-149.0	Nozzle Filter	\$20.21

**DETERGENTS | GET A DEEPER CLEAN WITH CUSTOMIZED PRESSURE WASHING DETERGENTS**

## DETERGENTS: Formulated for safe, fast and effective cleaning



Shark Detergents are highly concentrated and made with non-butyl blend of ingredients formulated to provide a non-caustic, low-foaming detergent for a broad range of uses on many surfaces. All detergents are engineered specifically to be metered through a hot- or cold-water pressure washer with a high dilution ratio, making the cost-in-use very economical. Plus, all Shark detergents are biodegradable.

### House, Deck & Fence Wash

Ideal for general purpose cleaning around a home or shop, including exterior walls, decks, driveways, and roofs. It is also effective in cleaning machinery, equipment, cars, RVs, and trucks. House & Deck Wash is safe for cleaning indoors or outdoors, buildings and food plants.

Part Number	Contents	Ship Weight	List Price
8.698-021.0	Case of 4 x 1-Gallon Jugs (Liquid)	38 lbs	\$128.00
8.698-022.0	Case of 12 x 1.5-Lb. Jars (Powder Concentrate)	22 lbs	\$247.60

### Vehicle Wash

Designed to quickly and effectively remove dirt, grime, grease and road film from all types of road vehicles. Vehicle Wash is ideal for vehicle wash facilities where it can be used on tractor-trailers, heavy equipment, shop floors, metal or plastic tanks, RVs, trucks, and autos.

*\*Corrosive - hazmat product, additional shipping fees may apply, cannot be shipped via air freight.*

Part Number	Contents	Ship Weight	List Price
8.698-024.0	Case of 4 x 1-Gallon Jugs (Liquid)	38 lbs	\$128.00

### Degreaser - Concrete Wash

Formulated to wet, penetrate, and suspend soil, oils and grease for faster, more thorough cleaning effectiveness. Degreaser-Concrete can be used safely on many surfaces, including aluminum, stainless steel, glass, plastic, paint and even fine automotive paint finishes. Ideal for cleaning engines, motors, heavy equipment, farm implements and other objects with high grease content. It is also safe and effective for use on cars, RVs, drilling rigs, mining equipment, trucks and buses, as well as in buildings and food plants.

*\*Corrosive - hazmat product, additional shipping fees may apply, cannot be shipped via air freight.*

Part Number	Contents	Ship Weight	List Price
8.698-023.0	Case of 4 x 1-Gallon Jugs (Liquid)	39 lbs	\$128.00

### General Purpose Cleaner

General Purpose Cleaner can be used safely on virtually every surface, including aluminum, stainless steel, glass, plastic, paint and fine automotive paint finishes. Ideal for general purpose cleaning around a home or shop, including exterior walls, decks, driveways, and roofs. It is also effective in cleaning machinery, equipment, cars, RVs, and trucks. All-Purpose Cleaner is safe for cleaning indoors or outdoors.

Part Number	Contents	Ship Weight	List Price
8.698-025.0	Case of 4 x 1-Gallon Jugs (Liquid)	38 lbs	\$128.00
8.698-026.0	Case of 12 x 1.5-Lb. Jars (Powder Concentrate)	22 lbs	\$251.80



## DETERGENTS: Formulated for safe, fast and effective cleaning

### Aluminum Brightener



KD-460 Super-Strength Aluminum Brightener is an extra-strength, acid-based, aluminum brightener designed to tackle the toughest cleaning of truck trailers, aluminum wheels and for preparing aluminum for painting. Do NOT use on glass, polished aluminum or anodized aluminum. It uses ammonium bifluoride, not hydrofluoric acid, and is non-fuming, yet effective in removing grease, oils, baked-on carbon and diesel smoke.

Part Number	Contents	Ship Weight	List Price
9.803-746.0	5-Gallon Pail	50 lbs	\$ 59.00
9.803-747.0	55-Gallon Drum	537 lbs	\$485.42

### Polished Aluminum Cleaner



KD-480 Polished Aluminum Cleaner is a concentrated, non-etching detergent formulated to quickly penetrate and remove grease, grime, dirt, road film and welding smut from polished aluminum and stainless steel surfaces. This ready-to-use, precise blend of acids, inhibitors and surfactants is biodegradable and is a medium-foaming product that should be applied without dilution.

Part Number	Contents	Ship Weight	List Price
9.803-748.0	5-Gallon Pail	48 lbs	\$ 61.07
9.803-749.0	55-Gallon Drum	521 lbs	\$523.71

### Acid-Based Coil Cleaner



KD-420 Acid-Based Coil Cleaner is a powerful, acid-based coil cleaner that effectively attacks rust and hard water deposits in pressure washer hot water coils. KD-420 does not contain mineral acids, such as hydrochloric (muriatic), sulfuric and hydrofluoric acids that are commonly used in other coil conditioners. Even though it is acid-based, KD-420 is formulated so it can safely pass through a pressure washer without damaging the high-pressure pump. Do NOT use on aluminum or tin.

Part Number	Contents	Ship Weight	List Price
9.803-742.0	Case of 12 x 2-lb (powder concentrate)	28 lbs	\$141.80

### Pump Guard



Pump Guard provides freeze protection down to -25°F. Kärcher's environmentally friendly Pump Guard is specifically formulated to prolong the life of your pressure washer. This specially formulated solution will protect your pressure washer from corrosion, premature wear and freezing (down to -25° F). It also adds lubrication to your pressure washer's valves and seals to prevent sticking in the future and provides superior protection over using anti-freeze alone.

Part Number	Contents	Ship Weight	List Price
9.558-998.0	16-ounce	1 lbs	\$8.25

Cold Water PW

Hot Water PW

Trailers

Letters

Accessories

Restoration

Floor Care

Water Treatment

Wash Pads

# GRAFFITI REMOVERS: The only liquid formulas this versatile and fast-acting



**G**raffiti Remover products are easy-to-apply liquid formulas with deep penetrating action designed for use on many surfaces. There are three products formulated to clean the most common surfaces defaced by vandals: brick, masonry, concrete, stone; painted metal, such as bonded fencing, mail boxes, doors; and all types of metal or plastic signs. These unique product formulations reliquify and dissolve spray paint and marker tracks within seconds. No extended soak time is needed and it can be re-applied to wet surfaces as needed, without waiting for the surface to dry. Each product comes in quart, gallon and 5-gallon containers.

### Brick, Masonry & Concrete Cleaner:

This unique product formulation reliquifies and dissolves spray paint and marker tracks within seconds. No extended soak time is needed and it can be re-applied to wet surfaces as needed, without waiting for the surface to dry.

### Metal Saver:

Metal Saver is an easy to use biodegradable, liquid cleaning agent designed for use on pre-finished metal and powder-coated surfaces such as overhead doors, color bonded fencing, mail boxes, traffic signal boxes, painted metal and other types of metal surfaces.

### Sign Saver:

Sign Saver is an easy to use biodegradable, liquid cleaner designed for use on interior and exterior signs including most metal and plastic signs, even those with a reflective coating. It is especially effective on highway and railway metal signs.



- **Fast acting**—removes most graffiti in 90 seconds or less!
- **Versatile**—formulas for cleaning signs, metal, brick!
- **No wait time**—apply or re-apply to wet surfaces!

Part No.	Description	Container	Ship Wt	List Price
8.749-827.0	Brick, Masonry & Concrete Cleaner	Case of 12 x 1-Qt Bottles	27 lbs	\$250.47
8.749-835.0	Brick, Masonry & Concrete Cleaner	Case of 4 x 1-Gal Jugs	34 lbs	\$271.17
8.749-828.0	Brick, Masonry & Concrete Cleaner	5 Gallon Cube	45 lbs	\$448.16
8.749-832.0	Metal Saver	Case of 12 x 1-Qt Bottles	27 lbs	\$264.96
8.749-833.0	Metal Saver	Case of 4 x 1-Gal Jugs	34 lbs	\$276.35
8.749-834.0	Metal Saver	5 Gallon Cube	45 lbs	\$568.22
8.749-829.0	Sign Saver	Case of 12 x 1-Qt Bottles	27 lbs	\$297.05
8.749-830.0	Sign Saver	Case of 4 x 1-Gal Jugs	34 lbs	\$322.92
8.749-831.0	Sign Saver	5 Gallon Cube	45 lbs	\$553.73

*Note: Brick, Masonry & Concrete Cleaner is a hazmat product (UPS shipments are subject to UPS Hazmat fee)*

### Low Amp Air Mover



- 1/3 hp
- Low 2.6 amp draw
- Built-in carpet clip
- Convenient carry handle
- Impact Resistant Roto-Molded Housing
- ETL certified to UL safety standards

Order No.	Description	List Price
1.004-051.0	Low Amp Air Mover	\$255.95

### Airmover 3 & Windhandler 3 Blowers



- 1/2 hp
- Built-in carpet clip
- Up to 3,000 cfm for fast drying
- Windhandler includes upright handle and transport wheels
- 3 speeds of air movement
- ETL certified to UL safety standards

Order No.	Description	List Price
1.004-027.0	Airmover 3	\$258.59
1.004-015.0	Windhandler 3	\$299.99

### Triad Air Mover

Triad refers to Triple Advantage, which combines high-performance, ergonomics, and space savings.

- Low 1.48 amp draw
- Slim design allows easy transportation
- 3 standable positions
- Optimized CFM, static pressure and air velocity
- 55% more efficient in performance/amp than competitors
- Ductable intake and exhaust



Order No.	Description	List Price
1.004-035.0	Triad Air Mover	377.49

### Triad AFD

The Triad AFD is easily portable and offers the best space maximization. It delivers the highest CFM/Air exchange performance in it's class with no increase in power requirements.

- Removes at least 99.97% of airborne particles
- Highest CFM/air exchange performance in its class
- Removes smoke and odors
- Low 1.48 amp draw
- Multifunctional capabilities



Order No.	Description	List Price
1.007-902.0	Triad AFD Air Mover	\$622.00

### Trident Dehumidifier

Produces up to 110 pints per day AHAM for large restoration jobs. Powerful blower motor delivers 350 CFM, and thermostat controlled defrost ensures performance and efficiency. Ductable intake and exhaust provides drying versatility.



- Produces up to 110 pints/day AHAM
- Delivers 350 CFM
- Thermostat controlled defrost ensures performance and efficiency
- Ductable intake and exhaust
- Easy cleaning and maintenance

Order No.	Description	List Price
1.007-900.0	Trident Dehumidifier	\$1,999


### Crusader LGR Dehumidifier

The Crusader LGR (Low Grain Refrigerant) dehumidifier offers the durability and performance for the most challenging of jobs.



- Produces 75 pints/day AHAM or 95 pints/day AHAM
- Thermostat controlled defrost ensures performance and efficiency
- Built-in LCD display controller
- 30' of drain hose
- Quick and easy set up, user-friendly controls

Order No.	Description	List Price
1.007-905.0	Crusader 75 (75 pints per day at AHAM)	\$1,179
1.007-906.0	Crusader 95 (95 pints per day at AHAM)	\$1,479



CHARIOTS | STAND-ON FLOOR CARE EQUIPMENT

CHARIOT iSCRUB 20: 20" Stand-On Floor Scrubber



- 50% more productive than conventional walk-behind scrubbers!
- Tight turning radius - 48"
- Aqua-Mizer technology saves on water and solution
- **DELUXE** models feature an external fill port for quick access to fill solution tank

Order No.	Description	List Price
-----------	-------------	------------

**20" iSCRUB w/ 21A On-Board Batter Charger**

9.840-811.0	3-12V / 130 A/H batteries w/ pad driver	\$7,226.67
9.840-813.0	3-12V / 114 A/H AGM batteries w/ pad driver	\$7,846.86
9.840-815.0	3-12V / 130 A/H batteries w/ poly brush	\$7,226.67
9.840-817.0	3-12V / 114 A/H AGM batteries w/ poly brush	\$7,846.86

**20" iSCRUB DELUXE w/ 21A On-Board Batter Charger**

9.840-901.0	3-12V / 114 A/H AGM batteries w/ pad driver	\$8,208.60
9.840-905.0	3-12V / 114 A/H AGM batteries w/ poly brush	\$8,208.60

CHARIOT iGLOSS 20: 20" Stand-On Floor Burnisher



- 20-inch, 2600 rpm burnisher
- Flexible pad driver
- Toggle switch to lower burnisher deck
- Dust control system
- On-board storage compartment

Order No.	Description	List Price
-----------	-------------	------------

**20" iGLOSS**

9.840-046.0	3-12V / 205 A/H batts, 36V/21A C175 automatic charger	\$12,448.79
9.840-047.0	3-12V / 225 A/H batts, 36V/21A C175 automatic charger	\$12,766.87
9.840-045.0	3-12V / 234 A/H AGM batts, 36V/21A dual mode automatic charger	\$13,658.81

**20" iGLOSS w/ PRODUCTIVITY PLUS VALUE PACK (comes w/ 2 battery packs)**

9.840-050.0	2 x 3 pack-12V / 205 A/H batts, 36V/21A C175 automatic charger	\$15,332.68
9.840-051.0	2 x 3 pack-12V / 225 A/H batts, 36V/21A C175 automatic charger	\$15,650.74
9.840-049.0	2 x 3 pack-12V / 234 A/H AGM batts, 36V/21A dual mode automatic charger	\$17,609.82

**\*\* MANY OTHER SIZES AND CONFIGURATIONS \*\*  
AVAILABLE  
CALL FOR DETAILS**

CHARIOT iVAC: 24" or 34" Stand-On HEPA Vacuum



- Vacuums carpet, tile, wood, concrete, stone, rubber, VCT
- 8" standard side broom
- HEPA filtration standard
- On-board tool storage
- 68 dBA - quiet operation
- Comes standard with a 10' hose and 2-piece hand tool set for off-aisle cleaning

Order No.	Description	List Price
-----------	-------------	------------

**24" iVAC**

9.840-913.0	3-12V / 140 A/H batteries	\$8,775.85
9.840-914.0	3-12V / 114 A/H AGM batteries	\$9,473.99
9.840-916.0	3-12V / 114 A/H AGM batteries w/ on-board charger	\$9,650.38

**34" iVAC**

9.840-932.0	3-12V / 205 A/H batteries	\$14,096.80
9.840-933.0	3-12V / 225 A/H batteries	\$14,498.53
9.840-931.0	3-12V / 234 A/H AGM batteries	\$15,922.74

CHARIOT iEXTRACT 24: 24" Stand-On Extractor



- 25-gallon capacity
- Productive deep restorative extraction
- Two speed settings
- 100 PSI high-pressure pump
- Two 800 rpm dual counter-rotating cylindrical brushes
- Weighted dual vacuum shoes w/ dual motors

Order No.	Description	List Price
-----------	-------------	------------

**24" iEXTRACT**

9.840-380.0	3-12V / 205 A/H batts, 36V/21A C175 automatic charger	\$15,159.11
9.840-381.0	3-12V / 225 A/H batts, 36V/21A C175 automatic charger	\$15,400.72
9.840-479.0	3-12V / 234 A/H AGM batts, 36V/21A dual mode automatic charger	\$16,487.83

**24" iEXTRACT w/ PRODUCTIVITY PLUS VALUE PACK (comes w/ 2 battery packs)**

9.840-383.0	2 x 3 pack-12V / 205 A/H batts, 36V/21A C175 automatic charger	\$18,587.58
9.840-384.0	2 x 3 pack-12V / 225 A/H batts, 36V/21A C175 automatic charger	\$18,813.95
9.840-480.0	2 x 3 pack-12V / 234 A/H AGM batts, 36V/21A dual mode automatic charger	\$21,297.61

**PRESTO 3: Mini Extractor & Spotter**



- 1.16 hp, two-stage vac motor
- 55 psi pump
- 2 gallon (7.6 ltr.) solution and recovery tanks
- Clear 4" (102 mm) wide hand tool
- The Presto 3 Deluxe includes both clear hand tool and Double Dry hand tool

Order No.	Description	List Price
9.840-068.0	Presto 3 extractor w/ standard hand tool	\$ 751.23
9.840-069.0	Presto 3 Deluxe extractor w/ standard and Double Dry hand tool	\$1,054.41

**PRIZA: Mini Extractor with Spray Wand**



- Adjustable upright spray wand
- Hand wand
- 2.6 gal. solution tank
- 2.4 gal. recovery tank
- 0.26 gallon (0.1 ltr.)/min spray rate
- 11.4 cfm (54 ltr./s)
- Removable recovery tank
- 88 inch waterlift

Order No.	Description	List Price
1.100-122.0	Priza extractor w/ 8.2' hose, wand & hand tool	\$ 986.49

**MINI PRO: Most Popular Small Area Extractor**



- 10.5" (267 mm) cleaning path
- 12.5" (314 mm) cast aluminum vac shoe
- 25' power cable
- 1.5 hp, three-stage vac motor
- Brush assist
- Floating brush deck
- Adapts for accessory cleaning tools
- ETL approved

Order No.	Description	List Price
1.008-039.0	Mini Pro 4-gal extractor	\$1,779.27
8.621-879.0	Stair & upholstery kit (hand tool & hoses)	\$ 244.63
8.629-036.0	Hose & hand tool kit with bag	\$ 245.82

**CADET 7: Economical & Productive Extractor**



- 15" (380 mm) cleaning path
- 17" (430 mm) floating vac shoe
- 50' power cable
- 1/3 hp, three-stage vac motor
- 73 psi solution pump
- Adapts for accessory cleaning tools
- 8-position brush height adjustment
- Brush assist
- Spring-loaded floating vac shoe
- UL Listed to U.S. and Canadian safety standards

Order No.	Description	List Price
1.008-022.0	Cadet 7 (7-gal) extractor	\$2,685.36

**AIRMOVER 3 & WINDHANDLER 3: 3-Speed Airblowers**



- 1/2 hp
- Built-in carpet clip
- Up to 3,000 cfm for fast drying
- Windhandler includes upright handle and transport wheels
- 3 speeds of air movement
- ETL certified to UL safety standards

Order No.	Description	List Price
1.004-027.0	Airmover 3 airblower	\$258.59
1.004-015.0	Windhandler 3 airblower w/ handle & wheels	\$299.99

**ZEPHYR STEAM CLEANER: For Commercial Steam Cleaning Applications**



- Heats quickly, allowing for constant refilling without the unit cooling down
- 1/2-gal capacity
- 2-tank system (boiler & refill tank)
- Dual Boiler tank heating elements (1500W & 750W)
- 209°F average water temp

*Comes with steam gun, extension tube, floor nozzle, carpet adapter, cloth set, hand nozzle, circular brush, spot nozzle & fill funnel*

Order No.	Description	List Price
1.092-803.0	Zephyr Professional Steam Cleaner	\$1,411.30
9.840-860.0	Zephyr Professional Steam Cleaner w/ Cart	\$1,783.16

VACUUMS | UPRIGHT AND BACKPACK

Cold Water PW

Hot Water PW

Trailers

Jetters

Accessories

Restoration

Floor Care

Water Treatment

Wash Pads

**VERSAMATIC 14" & 18":**  
Upright Commercial Quality Vacuums



- Large 1,000 watt vacuum motor
- Light handle weight in working position
- Pull out suction hose for above-the-floor vacuuming
- Detachable floor head quickly converts to a portable hand-held vac
- Built-in electronic control system monitors machine efficiency for brush settings and brush strip
- UL Listed to U.S. and Canadian safety standards

Order No.	Description	List Price
1.012-050.0	Versamatic 14"	\$758.88
1.012-051.0	Versamatic 18"	\$991.97

**VERSAMATIC PLUS 14" & 18":**  
Upright Commercial Quality Vacuums



Same quality vacuum as the Versamatics listed above, with the added feature of a pull out wand and handle for easy handheld vacuuming.

Order No.	Description	List Price
1.012-052.0	Versamatic PLUS 14"	\$ 818.88
1.012-053.0	Versamatic PLUS 18"	\$1,053.45



**VAC PAC: Portable Back Vacuums**  
Includes hose & tool kit



- 6 and 10 quart capacities to accommodate different operators and job requirements
- Ergonomically designed harness system for operator comfort
- 5-piece tool kit included
- Vacuum hose is designed for right or left handed operation
- Cord mounted power switch for operator ease of use
- Optional high-efficiency filter kit filters 99.9% of particles down to 0.3 microns
- UL Listed to U.S. and Canadian safety standards

Order No.	Description	List Price
1.014-007.0	Vac Pac Back Vacuum, 6 qt	\$502.73
1.014-005.0	Vac Pac Back Vacuum, 10 qt	\$536.24



**RECOVER WET/DRY VACS:**

Versatile wet/dry vacs



- 1.8 hp motor
- Water lift of 80"
- On-board cleaning tools and storage
- Designed for easy mobility
- ETL approved to U.S. and Canadian safety standards

Order No.	Description	List Price
1.428-513.0	Recover 7, 7-gal w/ hose & tool kit	\$333.46
1.428-609.0	Recover 12, 12-gal w/ hose & tool kit	\$402.36
9.840-844.0	Recover 12, 12-gal w/ front mounted squeegee, hose & tool kit	\$727.88

**RECOVER 18 WET/DRY VAC:**

Large capacity for medium to large jobs



- Front-mounted squeegee offers more productive water pick-up
- Unique tank design that results in 100% dumping of solution with no tipping required
- Designed with an easy-access squeegee lift lever
- Easy to use, train, operate
- New design blades self-adjust with factory set automatic adjustment
- Complete with on-board tool storage compartment with safety sign storage

Order No.	Description	List Price
1.013-019.0	Recover 18, 18-gal w/ hose & wand only	\$733.23
1.103-492.0	Recover 18, 18-gal w/ squeegee only	\$861.98
1.013-017.0	Recover 18, 18-gal w/ squeegee, hose & wand	\$929.73

**TITAN WET/DRY VACS:**

Powerful and durable for commercial and industrial use



- Front mounted squeegee for any application
- Made with strong blow-molded plastic
- 1.5 hp, two-stage motor produces 101 cfm and 87" of waterlift
- Features polyester bag-style filter with optional high efficiency cartridge filter
- Includes 8 ft. hose and 8-piece tool kit with carpet and floor tool, squeegee tool, upholstery tool and crevice tool
- UL Listed to U.S. and Canadian safety standards

Order No.	Description	List Price
1.013-010.0	Titan 720, 20-gal w/ hose & tool kit	\$860.23
8.616-404.0	Titan squeegee kit for 720	\$253.72

**NT WET/DRY VACS: With Self-Cleaning Filter System**



- Features TACT (Trigger Air Draft Cleaning Technology) filter system, allowing continuous cleaning without the need to shut the unit down for filter cleaning
- Switch from wet to dry work without swapping filters
- Electronic tank level monitor shuts motor off when full capacity is reached
- NT 68/1 comes with front mounted squeegee for efficient water pick up

Order No.	Description	List Price
1.510-114.0	NT 14/1 Eco Adv, 3.7-gal w/ semi-auto self cleaning filter system	\$699.00
1.184-804.0	NT 35/1 Tact, 9.2-gal w/ TACT self cleaning filter system	\$654.84
1.145-804.0	NT 45/1 Tact, 12-gal w/ TACT self cleaning filter system	\$791.52
1.325-105.0	NT 65/2 Eco, 17-gal w/ TACT self cleaning filter system	\$1,120.98

**FREE FREIGHT!\***  
w/ purchase of either package

**Windsor Rental Expert Starter Packages**



**STARTER PACKAGE A**

- Chemical Rack & Signage
- (2) Mini Pro 4-gal. Extractor
- (1) Deluxe Hand Tool Kit (accy to Mini Pro)
- (1) Airmover
- All-In-One Cleaner (4 x 1-gallon)
- All-In-One Cleaner (6 x ½-gallon)
- All-In-One Cleaner (12 x 1 qt)
- Carpet Cleaner (4 x 1-gallon)
- Carpet Cleaner (6 x ½-gallon)
- Carpet Cleaner (12 x 1 qt)
- Defoamer (12 x 1 pt)
- Pre-Spray (12 x 1 qt)
- Odor Remover (12 x 1 pt)
- Pet Stain Remover (12 x 1 qt)
- Spot Remover (12 x 1 pt)
- Upholstery Cleaner (12 x 1 qt)

Order No.	Description	List Price
N/A	Expert Starter Package A	\$5,089.82

**STARTER PACKAGE B**

- Chemical Rack & Signage
- (2) Mini Pro 4-gal. Extractor
- (1) Deluxe Hand Tool Kit (accy to Mini Pro)
- (1) Presto 3 Mini Extractor/Spotter
- All-In-One Cleaner (4 x 1-gallon)
- All-In-One Cleaner (6 x ½-gallon)
- All-In-One Cleaner (12 x 1 qt)
- Carpet Cleaner (4 x 1-gallon)
- Carpet Cleaner (6 x ½-gallon)
- Carpet Cleaner (12 x 1 qt)
- Defoamer (12 x 1 pt)
- Pre-Spray (12 x 1 qt)
- Odor Remover (12 x 1 pt)
- Pet Stain Remover (12 x 1 qt)
- Spot Remover (12 x 1 pt)
- Upholstery Cleaner (12 x 1 qt)

Order No.	Description	List Price
N/A	Expert Starter Package B	\$5,582.46

\*Free freight within lower 48 states only.

**EXPERT CLEANING CHEMICALS:**

- Spot Remover
- Pet Spotter & Deoderizer
- Odor Remover
- High Traffic Pre-Spray
- Upholstery Cleaner
- Defoamer
- All-In-One Carpet Cleaner
- Carpet Cleaner Concentrate

Order No.	Description	List Price
8.695-229.0	Expert All-In-1 Carpet Cleaner (W510), 12 x 1-qt	\$95.18
8.695-230.0	Expert All-In-1 Carpet Cleaner (W510), 4 x 1-gal	\$77.72
8.695-231.0	Expert All-In-1 Carpet Cleaner (W510), 6 x ½-gal	\$89.73
8.695-232.0	Expert Hi-Traffic Prespray (W515), 12 x 1-qt	\$90.54
8.695-233.0	Expert Carpet Cleaner Concentrated (W520), 12 x 1-qt	\$92.32
8.695-234.0	Expert Carpet Cleaner Concentrated (W520), 4 x 1-gal	\$76.62
8.695-235.0	Expert Carpet Cleaner Concentrated (W520), 6 x ½-gal	\$83.42
8.695-236.0	Expert D-Foamer (W525), 12 x 1-pint	\$82.84
8.695-237.0	Expert Upholstery Cleaner (W530), 12 x 1-qt	\$97.05
8.695-238.0	Expert Spot Remover (W535), 12 x 1-pint	\$73.39
8.695-239.0	Expert Pet Spot & Deodorizer (W540), 12 x 1-pint	\$89.94
8.695-240.0	Expert Odor Remover (W545), 12 x 1-pint	\$78.12





**RADIUS MANUAL SWEEPER:**



- Dual wheel drive provides continuous main roller sweeping during turns
- 28" cleaning path (710 mm)
- Direct throw sweeping
- 11 gallon (42 ltr.) capacity
- Right side broom

Order No.	Description	List Price
1.517-104.0	Radius Manual, 19" (includes brushes)	\$933.06

**SABER COMPACT 20: Automatic Floor Scrubber**

Available in brush/pad assist drive or traction drive



- 20" scrub path
- Rugged construction
- Ergonomic handle and simple controls
- Easy to maintain and service

**Traction model includes:**

- Transaxle traction drive
- Adjustable pad pressure (from 55 lbs. up to 105 lbs.)
- Solenoid controlled solution valve
- Option of standard or deluxe squeegee
- 45" (1143 mm) turn radius

Order No.	Description	List Price
<b>24V System, Pad Assist, Standard Squeegee, On-Board Battery Charger</b>		
9.840-140.0	2-12V/105 A/H batt, 24V/12A auto charger w/ pad driver	\$6,069.89
9.840-141.0	2-12V/130 A/H batt, 24V/12A auto charger w/ pad driver	\$6,237.97

<b>24V System, Traction Drive, Standard Squeegee, On-Board Battery Charger</b>		
9.840-149.0	2-12V/105 A/H batt, 24V/12A auto charger w/ pad driver	\$7,412.24
9.840-150.0	2-12V/130 A/H batt, 24V/12A auto charger w/ pad driver	\$7,548.60

<b>24V System, Pad Assist, Standard Squeegee, On-Board Battery Charger</b>		
9.840-311.0	2-12V/105 A/H batt, 24V/12A auto charger w/ pad driver	\$7,664.96
9.840-314.0	2-12V/130 A/H batt, 24V/12A auto charger w/ pad driver	\$7,837.75

**SABER BLADE 16: Cylindrical Micro Scrubber**



- Compact design provides powerful scrubbing in congested areas
- Two counter-rotating brushes with variable cleaning pressure up to 88 lbs
- Two squeegees for pick up in forward and reverse
- 2.5 gallon tanks
- No tool brush removal
- Ergonomic flip handle that folds down for easy storage
- Easy to understand controls

Order No.	Description	List Price
1.783-308.0	Saber Blade 16", cylindrical brush, cord electric	\$3,252.41

**SABER CUTTER 26: Automatic Floor Scrubber**

Aqua-Mizer technology increases solution usage efficiency



- 26" and 32" scrub path models
- Outstanding operator visibility
- Fast and simple access to major components, motors, batteries, brushes
- Choice of mechanical lift to raise/lower scrub deck OR an electrical actuator

Order No.	Description	List Price
<b>26" - 24V System, Mechanical Scrub Deck, On-Board Battery Charger</b>		
9.840-161.0	4-6V/250 A/H batt, 24V/25A auto charger w/ pad driver	\$10,066.36
9.840-162.0	4-6V/305 A/H batt, 24V/25A auto charger w/ pad driver	\$10,303.72

<b>26" - 24V System, Actuated Scrub Deck, On-Board Battery Charger</b>		
9.840-207.0	4-6V/250 A/H batt, 24V/25A auto charger w/ pad driver	\$10,765.39
9.840-208.0	4-6V/305 A/H batt, 24V/25A auto charger w/ pad driver	\$11,015.79

<b>32" - 36V System, Mechanical Scrub Deck, On-Board Battery Charger</b>		
9.840-173.0	6-6V/250 A/H batt, 36V/21A auto charger w/ pad driver	\$12,611.74
9.840-171.0	6-6V/312 A/H AGM batt, 36V/25A auto charger w/ pad driver	\$14,428.97

<b>32" - 36V System, Actuated Scrub Deck, On-Board Battery Charger</b>		
9.840-218.0	4-6V/250 A/H batt, 36V/21A auto charger w/ pad driver	\$11,448.97
9.840-219.0	4-6V/305 A/H batt, 36V/21A auto charger w/ pad driver	\$11,718.36

Cold Water PW

Hot Water PW

Trailers

Jetters

Accessories

Restoration

Floor Care

Water Treatment

Wash Pads

**LIGHTNING 1500: High-Speed Burnisher**



- 1500 rpm
- 20" cleaning path (710 mm)
- Great balance, easy to handle
- 1.75 hp DC motor for fast shine
- Low profile design
- Dual-lever switches, adjustable handle
- Flexible pad driver

Order No.	Description	List Price
1.009-016.0	Lightning 1500 Burnisher	\$1,362.82

**LIGHTNING 2000: Ultra High-Speed Burnisher**



- 2000 rpm
- 20" cleaning path (710 mm)
- 1.5 hp direct-drive motor
- Low profile design
- Dual-lever switches, floating handle
- Flexible pad driver
- Dust control eliminates follow-up mopping
- Durable all metal design

Order No.	Description	List Price
1.009-019.0	Lightning 2000 Burnisher	\$1,617.07

**Applications for Floor Machines & Burnishers:**

- Grocery Stores
- Shopping Malls
- Municipalities
- Schools
- Hospitals
- Hotels

**LIGHTNING PROPANE: Fast, Consistent Burnishing**



- 2000 rpm
- 24" and 27" cleaning path models
- 17 hp propane engine
- Automotive-grade catalytic mufflers
- EPA certified low emission fuel system
- Quick change drop-in cylinder holder
- Variable pad pressure w/ adjustable wheels
- Tilt-back design

Order No.	Description	List Price
1.022-322.0	Lightning 24" Propane Burnisher	\$4,798.08
1.022-323.0	Lightning 27" Propane Burnisher	\$4,900.28

**STORM SERIES: Easy-To-Use Floor Machines**



- 66 frame, AC motor for longer machine life on SP13, SP17X and SP20X
- Dual capacitors for easy start-up and smoother operation
- Rugged cast aluminum base with full protective bumper
- All-steel Triple Planetary gear transmission for longer life
- Sure grip handle height adjustment
- Durable cast aluminum switch housing
- Safety switch prevents accidental start-up
- UL Listed to U.S. and Canadian safety standards

Order No.	Description	List Price
1.009-022.0	Storm 13", 175 rpm, 1.0 hp, w/ pad driver	\$ 896.25
1.009-028.0	Storm 17", 175 rpm, 1.5 hp, w/ pad driver	\$ 894.99
1.009-032.0	Storm 20", 175 rpm, 1.5 hp, w/ pad driver	\$ 945.83
1.009-035.0	Storm Dual Speed 20", 175/300 rpm w/ high speed pad driver	\$1,366.78

**KM 85/50 W BP ADV: 34" Walk-Behind Sweeper**

Compact, maneuverable, and ruggedly built



- Capable of sweeping up to 100,000 sq. ft. of floor per battery charge
- Ideal for facilities with a mixture of congested areas and open spaces
- Overthrow sweeping technology - fills container to nearly 100% capacity
- Durable industrial design

Order No.	Description	List Price
1.351-102.0	24V Walk Behind Sweeper (Base Model)	\$7,640
9.840-758.0	24V Walk Behind Sweeper. Includes (2) 105 a/h batteries & charger, main broom & side broom	\$8,609
9.840-760.0	24V Walk Behind Sweeper. Includes (2) 100 a/h AGM batteries & charger, main broom & side broom	\$8,862

**KM 100/100 R BP: 40" Electric Ride-On Sweeper**

For large outdoor or indoor areas



- Ease-of-use features: adjustable seat, large wheels, and power steering
- Two sweeper containers
- Large 99.5% efficient cylindrical filter is automatically cleaned after every use
- Self-adjusting floating main broom
- Variable speed forward and reverse

Order No.	Description	List Price
1.280-101.0	24V Ride-On Sweeper (Base Model)	\$14,568.66
9.840-890.0	24V Ride-On Sweeper w/ battery tray, charger, cable adapter, main broom & side broom	\$16,557.66
9.840-761.0	24V Ride-On Sweeper w/ 260 a/h batteries, battery tray, charger, cable adapter, main & side brooms	\$15,978.30
9.840-762.0	24V Ride-On Sweeper w/ 312 a/h AGM batteries, charger, battery tray, cable adapter, main & side brooms	\$18,579.30

**KM 130/300 R: 40" Electric Ride-On Sweeper**

For difficult industrial areas



- Automatic filter cleaning system
- Designed for continuous use
- Fully hydraulic sweeping system and drive
- Available in electric drive, diesel engine, and LPG engine models

Order No.	Description	List Price
TBA	KM 130/300 R Bp, <b>DC motor</b> , 36V	Call
TBA	KM 130/300 R D, <b>4-stroke Diesel Engine</b> / Yanmar	Call
TBA	KM 130/300 R LPG, <b>4-stroke LPG Engine</b>	Call

**KM 120/150 R BP: 48" Hydraulic Dump Ride-On Sweeper**



- Capable of sweeping over 93,000 sq. ft. per hour
- 39.6-gal capacity hopper
- Overthrow sweeping technology - fills container to nearly 100% capacity
- 24v battery operated system with no petrol fumes.

Order No.	Description	List Price
9.840-891.0	<b>BP</b> Ride-On Sweeper w/ main broom, side broom, battery tray, & cable adapter. Does not include charger cables or battery.	\$33,783
9.840-763.0	<b>BP</b> Ride-On Sweeper w/ 360 a/h batteries, main and side broom, battery tray, & cable adapter.	\$30,846
9.840-764.0	<b>BP</b> Ride-On Sweeper w/ 312 a/h AGM batteries, main and side broom, battery tray, & cable adapter.	\$31,441
9.841-128.0	<b>BP Model (2 side brushes)</b> Ride-On Sweeper	\$33,895
9.841-129.0	<b>BP Model (2 side brushes)</b> Ride-On Sweeper w/ 312 a/h AGM batteries, main and side broom, battery tray, & cable adapter.	\$34,545
9.841-127.0	<b>LPG Model (2 side brushes)</b> Ride-On Sweeper	\$33,310
9.840-859.0	<b>LPG Model</b> Ride-On Sweeper	\$34,397

**Applications for Industrial Sweepers:**

- Warehouses
- Stadiums
- Municipalities
- Schools
- Convention Centers



SCRUBBERS | INDUSTRIAL

Cold Water PW

Hot Water PW

Trailers

Jetters

Accessories

Restoration

Floor Care

Water Treatment

Wash Pads

**BR 90/140 R BP: 37-Gallon, 36" Ride-On Scrubber**  
Long battery life for larger cleaning applications



- Cylindrical counter-rotating brushes with variable pressure up to 572 lbs
- Brush speeds vary up to 1100 rpm
- Wet sweeping capability
- 37-gallon solution tank
- Extraordinary turn radius

Order No.	Description	List Price
1.246-351.0	Ride-On Scrubber (Base Model)	\$17,272.68
9.840-782.0	Ride-On Scrubber w/ battery tray, cable adapter, & red brushes. Does NOT include batteries, cables, spacers and charger.	\$17,877.54
9.840-751.0	Ride-On Scrubber w/ 330 a/h batteries, cables, battery tray, spacers, charger, cable adapter & red brushes	\$20,361.24
9.840-752.0	Ride-On Scrubber w/ 360 a/h batteries, cables, spacers, charger, battery tray, cable adapter, & red brushes	\$20,509.14
9.840-753.0	Ride-On Scrubber w/ 312 a/h AGM batteries, cables, spacers, battery tray, charger, cable adapter, & red brushes	\$21,134.40

**BR 120/250 R BP: 66-Gallon, 48" Ride-On Scrubber**  
Brush deck extends on both sides for easy edge work



- Cylindrical counter-rotating brushes with variable pressure up to 572 lbs
- Brush speeds vary up to 1200 rpm
- Wet sweeping capability
- 66-gallon solution tank
- Extraordinary turn radius

Order No.	Description	List Price
1.480-113.0	36V Ride-On Scrubber (Base Model)	\$29,993.10
9.840-784.0	36V Ride-On Scrubber w/ battery tray, cable adapter, curved squeegee & red brushes. Does NOT include batteries, cables, spacers and charger.	\$32,746.08
9.840-757.0	36V Ride-On Scrubber w/ 390 a/h batteries, cables, battery tray, spacers, charger, cable adapter, curved squeegee & red brushes	\$36,949.50
9.840-756.0	36V Ride-On Scrubber w/ 360 a/h AGM batteries, cables, spacers, charger, battery tray, cable adapter, curved squeegee & red brushes	\$36,015.18

**Applications for Industrial Scrubbers:**

- Businesses
- Municipalities
- Warehouses
- Schools
- Construction

**BD 80/120 W: 32-Gallon, 32" Walk-Behind Scrubber**  
Our largest, most powerful walk-behind scrubber/drier



- Aqua-Mizer technology uses less water and detergent
- Variable down pressure
- 23-gal solution / 25-gal recovery tanks
- Continuous heavy-duty cleaning up to 3-hours
- Available in cylindrical brush models or pad driver models

Order No.	Description	List Price
<b>Cylindrical Brush Models</b>		
9.840-732.0	BD 80/120 w/ 2 midgrit brushes & squeegee. Does NOT include batteries, cables or battery charger.	\$11,441.94
9.840-733.0	BD 80/120 w/ 2 midgrit brushes, squeegee, 260 a/h batteries, cables & battery charger	\$12,620.98
9.840-734.0	BD 80/120 w/ 2 midgrit brushes, squeegee, 330 a/h batteries, cables & battery charger	\$13,268.75
9.840-735.0	BD 80/120 w/ 2 midgrit brushes, squeegee, 335 a/h batteries, cables & battery charger	\$13,541.92
9.840-736.0	BD 80/120 w/ 2 midgrit brushes, squeegee, 312 a/h AGM batteries, cables & battery charger	\$14,248.94

<b>Pad Driver Models</b>		
9.840-822.0	BD 80/120 w/ 2 pad holders & squeegee. Does NOT include batteries, cables or battery charger.	\$11,441.94
9.840-823.0	BD 80/120 w/ 2 pad holders, squeegee, 260 a/h batteries, battery tray, cables & battery charger	\$12,620.98
9.840-824.0	BD 80/120 w/ 2 pad holders, squeegee, 330 a/h batteries, battery tray, cables & battery charger	\$13,268.75
9.840-825.0	BD 80/120 w/ 2 pad holders, squeegee, 335 a/h batteries, battery tray, cables & battery charger	\$13,541.92
9.840-826.0	BD 80/120 w/ 2 pad holders, squeegee, 312 a/h AGM batteries, battery tray, cables & battery charger	\$14,248.94



# Water Blaster: For pre-washing



**Water Blaster:** High volume (25 GPM) combined with moderate pressure (500 PSI)

When heavy equipment and vehicles are laden with loads of dirt and mud, water volume is more effective than high pressure for a thorough cleaning. The Water Blaster delivers up to 25 GPM of water volume - nearly 6 times more than most pressure washers - along with 500 PSI of pressure to knock off heavy dirt with ease.

**Comes standard with:**

- Two electrical configurations of an industrial-duty 10 HP motor with on-off motor control for convenience in washing away from the unit
- Rugged self-priming, high-pressure diaphragm pump mounted on vibration isolators
- Liquid level switches to ensure flow of water
- 100 ft. of 3/4-inch, abrasive-resistant hose with a variable fan wand.

EQUIPMENT				
Order #	GPM	PSI	HP	Volts/Ph/Amps
1.103-484.0	25	500	10	230/3/30
1.103-472.0	25	500	10	460/3/15

PRETREATMENT SYSTEMS	
Order #	Description
1.103-435.0	CLT-600, 600-Gallon Cone-Bottom Tank and Stand
1.103-434.0	CLT-300, 300-Gallon Cone-Bottom Tank and Stand

PARTS	
Order #	Description
8.719-173.0	Vertical Poly, 310-Gallon Tank with Stand
8.711-863.0	Manually Operated Hose Reel only

**Call for details & pricing**

# Heavy Equipment Water Cannon: High-volume water blaster plus wash-water recycling system in one

The Water Cannon quickly removes large amounts of dirt and mud from water used in cleaning earth-moving and other heavy equipment. The water can then be recycled to the water cannon at a rate of up to 150 GPM for knocking off heavy dirt.

Unlike low-volume, high-pressure pumps used in pressure washers, high-volume pumps are much more effective in knocking off heavy dirt.

The Water Cannon is more than a pump and motor. It is an engineered wash-water recycling system that automatically draws water out of the wash pad collection pit, spins out the heavy solids using a cyclone separator, then sends it down the hose for re-use.

**Comes standard with:**

- Cast-iron centrifugal pump
- Energy-efficient electric motor
- Automatic fresh-water level controls
- Low level pump cut-off
- Remote on-off pump motor controls
- Foot valve
- Watertight electrical box and controls

**Call for details & pricing**



Model	GPM	PSI	Motor	Inlet	Pump	Electrical
#30-759 B/C	150	100	15hp	230V 3ph 40 amp /	Cast Iron Centrifugal	NEMA 4, Mag Starter 460V 3ph 20 amp

Cold Water PW

Hot Water PW

Trailers

Jetters

Accessories

Restoration

Floor Care

Water Treatment

Wash Pads

# Compact CoAg: Cost-effective chemical water treatment system

The Compact CoAg is a cost-efficient water recycling system for equipment companies that wash oily, muddy equipment on-site. By law, certain types of wash water cannot drain into the sewer system. The Compact CoAg cleans wash water to then be used again or flushed down the sewer drain.

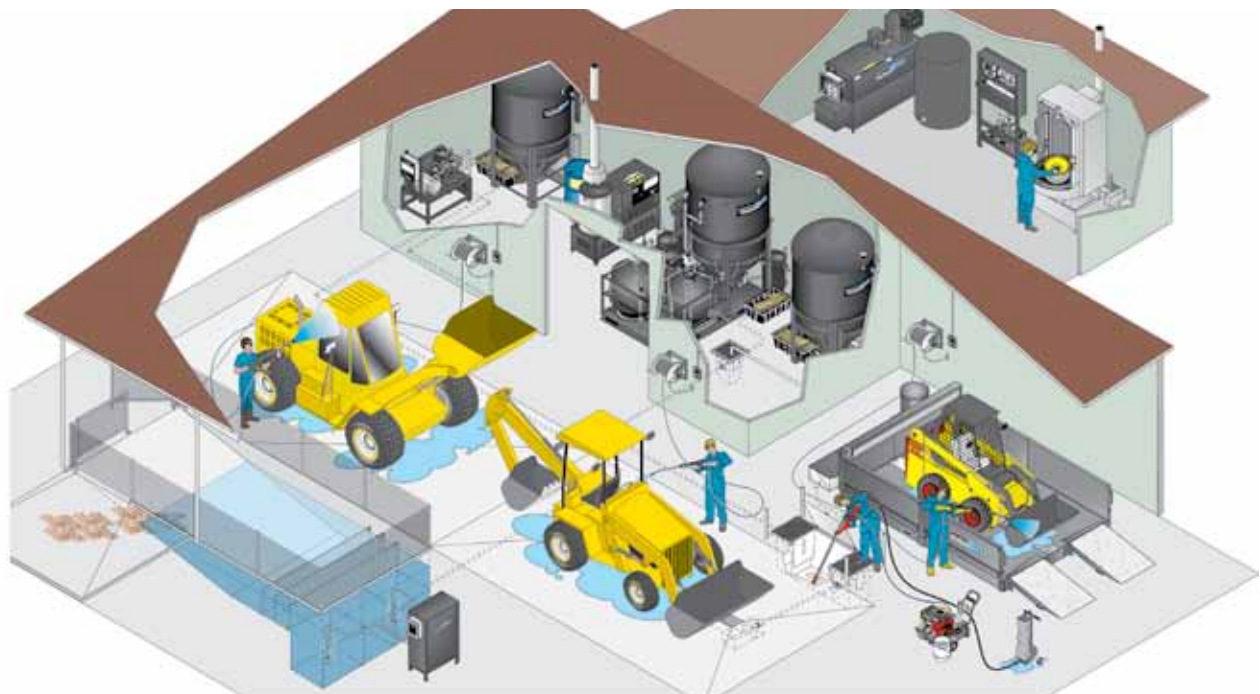


**Features**

- Easy to use and operate
- Easy to install - comes pre-plumbed on a skid, just plug & play!
- Small footprint
- Cost-efficient
- Multiple injection ports for customizing the application
- Powder coated steel support frame
- ETL certified to UL and CSA safety standards
- No stagnant water = NO ODORS!

**Compact CoAg Skid Mounted Water Recycling System**

**\*\*\*\* Other options & configurations available \*\*\*\*  
Call for details & pricing**



# Wash Pads: Cost-effective chemical water treatment system

**O**ur above ground containment rack systems makes shipping and installing a wash rack easier than ever. With no permitting required, this bolt together system can be installed in a matter of hours.

The low profile modular design with a maximum deck height of 6 inches (15.24 cm) can be purchased in various sizes and configurations to meet your current site requirements. The modular design also allows for shipping under LTL freight rates, or inside of an ocean cargo container for export purposes.

**Features:**

- Multiple ramp options available, including Drive-On / Back Off or Drive-Through
- Available in 9' wide and 18' wide models
- Diamond plate deck surface
- Deck height 6"

**DRIVE-ON / BACK-OFF CONFIGURATION (18 FEET WIDE MODEL)**



**DRIVE-THROUGH CONFIGURATION (18 FEET WIDE MODEL)**



**SHOWN W/ OPTIONAL CANOPY**



**CONVEYOR OPTION (FOR 18 FEET WIDE OR GREATER CONTAINMENT RACKS)**



**\*\*\*\* Many models and options available \*\*\*\*  
Call for details**

Cold Water PW

Hot Water PW

Trailers

Jetters

Accessories

Restoration

Floor Care

Water Treatment

Wash Pads



**For the Construction Markets**

TEL **800.771.1881**

FAX 877.526.3246

**[www.SharkPW.com](http://www.SharkPW.com)**

Effective January 1, 2013