



# 2014 PRICE LIST

Effective January 1, 2014

## ***CLEAN LIKE THE PROS!***



**PRESSURE WASHERS | WASH PADS | WASH WATER RECYCLING | AUTOMATIC PARTS WASHERS  
FLOOR CARE | DRAIN CLEANING JETTERS | RESTORATION EQUIPMENT | PARTS & ACCESSORIES**

**PH: 800-771-1881 • Email: [Sales@SharkPW.com](mailto:Sales@SharkPW.com) • Web: [www.SharkPW.com](http://www.SharkPW.com)**



## THE SHARK ADVANTAGE | RELIABLE RUGGEDNESS AND SAFETY

### Why Shark: Shark offers nearly 100 commercial-grade, hot & cold water pressure washers, trailers and jetters that are built to last, yet affordably priced

Shark's reputation for ruggedness and safety is the result of more than 80 years of combined expertise fostered within the largest manufacturer of industrial pressure washers in North America.

The engineering and craftsmanship of the Shark pressure washer line are renowned thanks to the equipment's simple design, durability from oversized components and many safety features. Among the most recent improvements is advanced seal technology in all high-pressure pumps (photo above).



Nearly 100 models of Shark pressure washers are backed by the strongest warranty in the cleaning equipment

industry, including a 7-year limited warranty on the crankcase pump. Most models meet CETA performance-certified standards. Also most models are certified by Intertek Testing Services (ETL) to the rigid UL-1776 and CSA safety standards for high-pressure cleaning equipment.

Plus, all Shark production plants are ISO 9001 certified.



### COLD WATER | 50 MODELS | GAS OR ELECTRIC POWERED | PORTABLE OR STATIONARY

### 6 Reasons: Why Shark cold water pressure washers are top value



- 1** Durable, triplex, oil-bath, **high-pressure pump**, with three ceramic pistons and forged brass manifold, backed by a 7-year limited warranty\*
- 2** Rugged **chassis** is made of 10-gauge steel and painted with black wrinkle paint for all-weather resistance; chrome handles are now standard
- 3** Belt-drive units have notched **V-belts** and cast-iron **pulleys** to reduce belt slippage and extend pump life; plus easy-to-adjust belt tension with a single bolt
- 4** Reliable Honda **engine** on most models with a three-year limited warranty plus low-oil alert and silent-tone muffler
- 5** Safety thermal **pump saver** valve protects against hot-water damage by venting recirculated water
- 6** Pumps featuring our **U-Seal Technology** provide longer life than competitors' pumps for lower cost-of-ownership

*\*7-year limited warranty on crankcase pumps only.*

### HOT WATER | OVER 35 MODELS | GAS OR ELECTRIC POWERED | PORTABLE OR STATIONARY

### 5 Reasons: Why Shark hot water models are #1 in North America



- 1** Durable **hot water coil** made of 1/2-inch, Schedule 80 steel pipe and cold rolled for years of leak-free operation; with easy coil access design
- 2** Totally enclosed **control panel** with automatic thermostat, hour meter and burner on/off switch
- 3** Rugged, triplex, oil-bath, **high-pressure pump**, with three ceramic pistons and forged brass manifold, backed by a 7-year limited warranty
- 4** Four **vibration isolators** mounted under the engine reduce vibration and wear and tear on components
- 5** All-steel **chassis** and frame with lifting point; painted with black wrinkle paint for all-weather protection



NOTE: There are many parts and accessories we sell which are not included in the catalog. Should you need an item or part not included in the catalog, call Shark at 800-771-1881. Our parts warehouse has more than 40,000 different replacement parts and accessories in stock or ready to order when you need them most. [www.SharkPW.com](http://www.SharkPW.com)

# TABLE OF CONTENTS

## Pressure Washers

- ◆ Cold Water ..... 4 - 10
- ◆ Hot Water ..... 11-17
- ◆ Specials ..... 18-20
- ◆ Trailers ..... 21-24
- ◆ Jetters ..... 25-27
- ◆ Drain Augers ..... 28
- ◆ Accessories ..... 28-38
- ◆ Detergents ..... 39-40
- ◆ Disaster Restoration ..... 41
- ◆ Floor Care
  - Chariots ..... 42-43
  - Extractors ..... 44-45
  - Vacuums ..... 45
  - Wet/Dry Vacs ..... 46
  - Chemical ..... 47
  - Sweepers ..... 48
  - Scrubbers ..... 48
  - Floor Machines / Burnishers ..... 49-50
  - Industrial ..... 51-52
- ◆ Heavy Equipment Blasters ..... 53
- ◆ Water Treatment ..... 54
- ◆ Wash Pads ..... 55

Cold Water PW

Hot Water PW

Trailers

Jetters

Accessories

Restoration

Floor Care

Water Treatment

Wash Pads

Cold Water PW

Hot Water PW

Trailers

Jetters

Accessories

Restoration

Floor Care

Water Treatment

Wash Pads

## NEW Pressure Washer Sales Center

MACHINES • ACCESSORIES • DETERGENTS • PARTS



Position your company to capture the lucrative commercial pressure washer business. The Shark Pressure Washer Sales Center will appeal to professionals looking for the best performing equipment or accessories for their existing equipment. **It is set up to sell!**

This attractive, heavy duty display rack goes together quickly using only four bolts and can be set up as an island or against a wall using very little floor space.

- Small footprint
- Easy to set up
- Versatile
- Increase sales

Shark's Pressure Washer Sales Center is available in a variety of packages that include our best-selling accessories such as:

- Flat surface cleaners
- High-pressure hoses
- A variety of popular detergents
- Pressure nozzles
- And much more!



Parts hooks are easy to install on pegboard, and allow flexibility in display.



Surface Cleaner - cleans flat surfaces up to 3 times faster than a wand, and without "stripping".

Ask your Shark Representative how to qualify for a **FREE DISPLAY!** **CALL NOW!**

## COLD WATER | GASOLINE POWERED | DIRECT-DRIVE PUMP

### RG SERIES: Residential-grade models offer economical alternative



RG-364037

#### Features

- Durable steel frame
- Portable, easy to transport
- Integrated chemical injection
- ETL Safety Certified



Model	Order No.	GPM <sup>+</sup>	PSI <sup>+</sup>	Engine	CC	Pump	Ship Wt	List Price
RG-232637*	1.107-235.0	2.3	2600	Honda GCV160	160	Axial	78 lbs	\$ 680
RG-253037	1.107-236.0	2.5	3000	Honda GC190	187	Axial	77 lbs	\$ 780
RG-364037	1.107-237.0	3.6	4000	Honda GX390	389	Axial	144 lbs	\$1,870

\* Vertical shaft pump  
<sup>+</sup> Performance certified to PWMA standard +/- 20% of advertised specifications

**Dimensions:** RG-232637: 21"L x 23"W x 31"H;  
 RG-253037: 22"L x 23"W x 35"H;  
 RG-364037: 37"L x 24"W x 31"H

### KG SERIES: Professional performance with German-engineered technology



**FREE**  
Hose Reel on  
9 & 13 HP  
Models

#### Features

- Reliable Honda engines
- Commercial-duty axial pump with 5-year limited warranty
- Reinforced upright steel frame
- Unmatched value
- ETL Safety Certified



Model	Order No.	GPM	PSI	Engine	CC	Pump	Ship Wt	List Price
KG-252437	1.107-238.0	2.5	2400	Honda GC160	160	Axial	115 lbs	\$ 875
KG-262637	1.107-239.0	2.6	2600	Honda GC190	187	Axial	115 lbs	\$ 925
KG-313137*	1.107-240.0	3.0	3000	Honda GX270	270	Axial	175 lbs	\$1,795
KG-403637*	1.107-241.0	4.0	3600	Honda GX390	389	Axial	181 lbs	\$2,095

\* KG-313137 & KG-403637 come standard with a 100 ft. hose reel

**Dimensions:** 22"L x 23"W x 35"H (42"H with hose reel)

### Hammerhead (DD) SERIES: Commercial-grade, value-priced, high quality



DD-232336 & DD-232337



DD-252737

#### Features

- Steel frame with powder coat finish
- Reliable Honda GC and GX engines
- Industrial direct-drive crankcase pump on DD-252737, DD-383537 & DD-354037
- Downstream detergent injection
- ETL Safety Certified



Model	Order No.	GPM	PSI	Engine	CC	Pump	Ship Wt	List Price
DD-232337	1.107-135.0	2.3	2300	Honda GC160	160	Axial	72 lbs	\$ 698
DD-232336	1.107-134.0	2.3	2300	Honda GC160	160	Comet BXD	73 lbs	\$ 768
DD-252737	1.107-136.0	2.5	2700	Honda GX200	196	SG Crankcase	99 lbs	\$1,238
DD-383537	1.107-137.0	3.8	3500	Honda GX390	389	SS Crankcase	132 lbs	\$1,798
DD-354037	1.107-221.0	3.5	4000	Honda GX390	389	SS Crankcase	166 lbs	\$1,798
DD-263097	1.107-197.0	2.6	3000	Kohler CH270	208	Axial	85 lbs	\$ 875
DD-252797	1.107-198.0	2.5	2700	Kohler CH270	208	SS Crankcase	112 lbs	\$1,250

**Dimensions:** DD-232337, DD-232336, & DD-252737: 23"L x 22"W x 25"H; DD-383537 & DD-354037: 36.5"L x 23.5"W x 30.5"H

#### PALLET PRICING

ORDER NO.	DESCRIPTION	LIST PRICE
8.919-843.0	Pallet of 8 DD-232337	\$5,416
8.919-844.0	Pallet of 8 DD-232336	\$5,960
8.919-845.0	Pallet of 8 DD-252737	\$9,607
8.919-850.0	Pallet of 2 DD-383537	\$3,458
8.921-613.0	Pallet of 2 DD-354037	\$3,672

#### MIXED PALLET COMBINATIONS

ORDER NO.	DESCRIPTION	LIST PRICE
8.919-846.0	QTY 5 DD-232337 and QTY 3 DD-252737	\$6,999
8.919-847.0	QTY 5 DD-232336 and QTY 3 DD-252737	\$7,349



DD-383537



DD-354037

1-year limited warranty on Comet BXD and Axial pumps



7-year limited warranty applies to crankcase pumps only



**COLD WATER | GASOLINE POWERED | DIRECT-DRIVE PUMP**

Cold Water PW  
 Hot Water PW  
 Trailers  
 Jetters  
 Accessories  
 Restoration  
 Floor Care  
 Water Treatment  
 Wash Pads

**CD SERIES:** Lightweight, hand-held models



Lightweight



**Features**

- Durable steel frame
- Axial or crankcase pump
- Easy to transport
- ETL Safety Certified

Model	Order No.	GPM	PSI	Engine	CC	Pump	Ship Wt	List Price
CD-232336	1.107-153.0	2.3	2300	Honda GC160	160	Axial**	70 lbs	\$ 788
CD-232437	1.107-152.0	2.3	2400	Honda GX200	196	SG Crankcase*	80 lbs	\$1,268

Dimensions: 16"L x 24"W x 22"H

\* KG Pump comes with 7-year limited warranty

\*\* Axial pump comes with a 5-year limited warranty

+ Comet AXD pump comes with a 2-year limited warranty

**DG SERIES:** Compact industrial-grade - our most popular direct-drive cold water unit



Best Selling Direct-Drive

**Features**

- Chrome handles
- Steel frame with powder coat finish
- Commercial grade Honda GX engine
- Industrial direct-drive crankcase pump w/ U-Seal technology
- ETL Safety Certified



Model	Order No.	GPM	PSI	Engine	CC	Pump	Ship Wt	List Price
DG-232437	1.107-138.0	2.3	2400	Honda GX160	163	SG Crankcase	148 lbs	\$1,548
DG-252737	1.107-139.0	2.5	2700	Honda GX200	196	SG Crankcase	155 lbs	\$1,768
DG-303037	1.107-140.0	3.0	3000	Honda GX270	270	SG Crankcase	175 lbs	\$1,948
DG-383537	1.107-141.0	3.8	3500	Honda GX390	389	SS Crankcase	180 lbs	\$2,298
DG-354037	1.107-225.0	3.5	4000	Honda GX390	389	SS Crankcase	179 lbs	\$2,298

Dimensions: 35"L x 21"W x 24"H

DG: Gasoline-powered, direct-drive



DG-354037

**OPTIONS** [Field Installed]

PART NO.	DESCRIPTION	LIST PRICE
9.801-026.0	E-Z Hose Reel Kit, 100 ft.	\$238.68

Note: Hose not included with hose reel kit

**Aluminum (DGA) SERIES:** Easy to maneuver, direct-drive, aluminum construction



Rust Resistant

**Features**

- Weldless aluminum frame of 1/4" tubing for maximum durability
- Commercial grade Honda GX engine
- Fold-down handle for easy storage
- Pump support bracket prolongs engine life
- Industrial direct-drive crankcase pump w/ U-Seal technology
- ETL Safety Certified



Model	Order No.	GPM	PSI	Engine	CC	Pump	Ship Wt	List Price
DGA-252737	1.106-054.0	2.5	2700	Honda GX200	196	SG Crankcase	125 lbs	\$1,728
DGA-303037	1.106-055.0	3.0	3000	Honda GX270	270	SG Crankcase	148 lbs	\$2,188
DGA-383537	1.106-056.0	3.8	3500	Honda GX390	389	SS Crankcase	172 lbs	\$2,378
DGA-354037	1.107-229.0	3.5	4000	Honda GX390	389	SS Crankcase	167 lbs	\$2,378

Dimensions: DGA: 41"L x 23"W x 40"H; BGA-252737: 45.9"L x 26"W x 39.7"H; BGA-373537: 49.9"L x 27"W x 40.6"H

## COLD WATER | GASOLINE POWERED | BELT-DRIVE PUMP

### BG SERIES: Rugged, belt-drive cold water built to work hard and last long



**Best Selling Belt-Drive**

#### Features

- Chrome handles
- Powder coated steel chassis
- Reliable Honda GX engine

- High water volume
- Industrial belt-drive crankcase pump w/ U-Seal technology
- ETL Safety Certified



Model	Order No.	GPM	PSI	Engine	CC	Pump	Ship Wt	List Price
BG-282037*	1.107-142.0	2.8	2000	Honda GX160	163	SD Crankcase	155 lbs	\$2,069
BG-252737*	1.107-143.0	2.5	2700	Honda GX200	196	SD Crankcase	163 lbs	\$2,259
BG-303037	1.107-144.0	3.0	3000	Honda GX270	270	SD Crankcase	225 lbs	\$2,749
BG-373537	1.107-145.0	3.7	3500	Honda GX390	389	SM Crankcase	250 lbs	\$3,069
BG-304037	1.107-146.0	3.0	4000	Honda GX390	389	SM Crankcase	250 lbs	\$3,179

\* Compact frame Dimensions: \*BG-282037, BG-252737: 37"L x 21"W x 24"H; OTHERS: 45"L x 26"W x 24"H

#### OPTIONS [Field Installed]

PART NO.	DESCRIPTION	LIST PRICE
9.801-025.0	E-Z Hose Reel Kit, 100 ft.	\$259

Note: Hose not included with hose reel kit



Shown with optional hose reel

### Aluminum (BGA) SERIES: Easy to maneuver, belt-drive, aluminum construction



**Rust Resistant**

#### Features

- Weldless aluminum frame of 1/4" tubing for maximum durability
- Commercial grade Honda GX engine
- Fold-down handle for easy storage

- Pump support bracket prolongs engine life
- Industrial direct-drive crankcase pump w/ U-Seal technology
- ETL Safety Certified



Model	Order No.	GPM	PSI	Engine	CC	Pump	Ship Wt	List Price
BGA-252737	1.106-057.0	2.5	2700	Honda GX200	196	SD Crankcase	196 lbs	\$2,288
BGA-373537	1.106-058.0	3.7	3500	Honda GX390	389	SM Crankcase	249 lbs	\$2,788

Dimensions: DGA: 41"L x 23"W x 40"H;

### BR SERIES: Extra-rugged belt-drive cold water with cleaning power of up to 5000 PSI



**Up to 5000 PSI**

#### Features

- Rugged steel chassis & roll cage
- Electric start on dual-axle models

- Industrial crankcase pump w/ U-Seal technology
- ETL Safety Certified



Model	Order No.	GPM	PSI	Engine	CC	Fuel	Pump	Axles	Ship Wt	List Price
BR-373537	1.107-150.0	3.7	3500	Honda GX390	389	Gas	SM Crankcase	1	350 lbs	\$3,350
BR-404027	1.107-151.0	4.0	4000	Vanguard 16	479	Gas	SM Crankcase	1	470 lbs	\$5,299
BR-405037E	1.107-147.0	4.0	5000	Honda GX630	688E*	Gas	SX Crankcase	2	495 lbs	\$6,199
BR-455037E	1.107-148.0	4.5	5000	Honda GX660	688E*	Gas	SX Crankcase	2	500 lbs	\$7,150
BR-343087E	1.107-149.0	3.4	3000	Kohler KD420	442E*	Diesel	SM Crankcase	2	410 lbs	\$6,150

Dimensions: **Single Axle:** 42"L x 26"W x 30"H; **Double Axle:** 42"L x 26"W x 36"H \*E = Electric Start; Battery not included.

#### OPTIONS [Field Installed]

PART NO.	DESCRIPTION	LIST PRICE	PART NO.	DESCRIPTION	LIST PRICE
9.801-028.0	E-Z Hose Reel Kit, 100 ft., single axle	\$269	9.801-029.0	Hose Reel Kit, 100 ft., 5000 psi, double axle	\$377

Note: Hose not included with hose reel kit

Single Axle



Double Axle

**COLD WATER | ELECTRIC POWERED | DIRECT-DRIVE PUMP**

Cold Water PW  
 Hot Water PW  
 Trailers  
 Jetters  
 Accessories  
 Restoration  
 Floor Care  
 Water Treatment  
 Wash Pads

**HE SERIES:** Lightweight, hand-held models



Lightweight

**Features**

- Durable steel frame
- Comet axial pump
- Easy to transport
- ETL Safety Certified



Model	Order No.	GPM	PSI	Motor HP	Electrical	Amps	Pump	Ship Wt	List Price
HE-201006D	1.106-065.0	2.0	1000	1.5	120V / 1ph	15	Comet Axial	80 lbs	\$ 938
HE-201406D	1.106-066.0	1.8	1400	2	120V / 1ph	20	Comet Axial	95 lbs	\$1,019

Dimensions: 16"L x 24"W x 22"H

**HE+:** Wall mount unit, great for wash bays



**Features**

- Durable steel frame
- Industrial crankcase pump w/ U-Seal technology
- Portable, easy to transport
- Remote on/off switch
- ETL Safety Certified



Model	Order No.	GPM	PSI	Motor HP	Electrical	Amps	Pump	Ship Wt	List Price
HE-201407D+	1.106-067.0	1.8	1400	2	120V / 1ph	20	SE Crankcase	120 lbs	\$1,728

Dimensions: 16"L x 24"W x 22"H



HE+: Electric-powered with optional wall mount bracket: 8.920-952.0

**OPTIONS**

PART NO.	DESCRIPTION	LIST PRICE
8.920-952.0	Wall mount bracket	\$223.20

**KE SERIES:** European-style models offer ergonomic design and total trigger shutoff



German Engineering

**Features**

- Compact, ergonomic design
- Low-pressure soap injection system
- Complete trigger shut off
- Triple changeover nozzle
- ETL Safety Certified



Model	Order No.	GPM	PSI	Motor HP	Electrical	Amps	Pump	Ship Wt	List Price
KE-181307D	1.514-136.0	1.8	1300	2.2	120V / 1ph	15	Axial	65 lbs	\$1,135
KE-231507D	1.150-626.0	1.1-2.3	300-1500	3.2	120V / 1ph	20	Axial	75 lbs	\$1,535
KE-302007A	1.150-625.0	3	2000	5.2	230V / 1ph	20	Axial	68 lbs	\$1,600
KE-231407D*	1.150-629.0	1.1-2.3	300-1400	3.2	120V / 1ph	20	Axial	75 lbs	\$2,110

\* Designed for food service or kitchen applications because it accepts hot water of up to 180°F

Dimensions: 15"L x 14"W x 37"H



**COLD WATER | ELECTRIC POWERED | DIRECT-DRIVE PUMP**

**NEW DEC SERIES:** Extreme portability, great for indoor cleaning



200' Detachable Hose Reel

**Features**

- Retractable handle provides portability
- Detachable hose reel allows easy transportation in any vehicle
- Heavy-duty frame
- Industrial Baldor motor
- Gun/wand holder
- Auto start / stop comes standard
- ETL Safety Certified



Model	Order No.	GPM	PSI	Motor HP	Electrical	Amps	Pump	Ship Wt	List Price
DEC-201007D	1.106-102.0	2.0	1000	1.5	120V / 1ph	15	Crankcase	143 lbs	CALL
DEC-201507D	1.106-103.0	2.0	1500	2	120V / 1ph	20	Crankcase	158 lbs	CALL
DEC-302007A	1.106-104.0	3.0	2000	5	230V / 1ph	20	Crankcase	175 lbx	CALL

Dimensions: 27"L x 16.5"W x 16"H



Hooks on sides to conveniently wrap electric cord and hose



Gun / Wand holder secures wand in place while transporting



Easy to operate controls

**DE SERIES:** Electric-powered units have zero emissions—ideal for indoor cleaning



**Features**

- Chrome handles
- Steel frame and chassis protected by powder coat finish
- Direct-drive crankcase pump
- ETL Safety Certified



Model	Order No.	GPM	PSI	Motor HP	Electrical	Amps	Pump	Ship Wt	List Price
DE-201007D	1.106-061.0	2.0	1000	1.5	120V / 1ph	15	SE Crankcase	140 lbs	\$1,548
DE-201507D	1.106-062.0	1.9	1300	2	120V / 1ph	20	SE Crankcase	150 lbs	\$1,648
DE-301007D	1.106-063.0	2.8	1000	2	120V / 1ph	20	SE Crankcase	150 lbs	\$1,629
DE-352007A	1.106-064.0	3.5	2000	5	230V / 1ph	22	SE Crankcase	167 lbs	\$1,999

Dimensions: 35"L x 21"W x 24"H

**OPTIONS** [Field Installed]

PART NO.	DESCRIPTION	LIST PRICE
9.801-027.0	E-Z Hose Reel Kit, 100 ft.	\$260

Note: Hose not included with hose reel kit

**COLD WATER | ELECTRIC POWERED | BELT-DRIVE PUMP**

Cold Water PW  
Hot Water PW  
Trailers  
Jetters  
Accessories  
Restoration  
Floor Care  
Water Treatment  
Wash Pads

## BRE SERIES: Electric-driven 5 GPM at 5000 PSI cold-water blasters - Belt-Drive



### Features

- Rugged steel chassis & roll cage
- Belt-drive crankcase pump
- Cleaning power of 5000 PSI
- 20 HP Baldor motor
- 13" tubed pneumatic tires
- ETL Safety Certified



Model	Order No.	GPM	PSI	Motor HP	Electrical	Amps	Pump	Ship Wt	List Price
BRE-505007B	1.106-060.0	5	5000	20	230V / 3ph	48	SX Crankcase	480 lbs	\$7,044
BRE-505007C	1.106-059.0	5	5000	20	460V / 3ph	26	SX Crankcase	480 lbs	\$7,044

Dimensions: 42"L x 26"W x 30"H

### OPTIONS [Field Installed]

PART NO.	DESCRIPTION	LIST PRICE
9.801-029.0	Hose Reel Kit, 100 ft., 5000 psi	\$377

Note: Hose not included with hose reel kit

## CB SERIES: Electric-powered cabinet unit ideal for kitchens and wash bays



CB: Electric-powered, belt-drive

### Features

- Accepts hot water up to 180°F
- Powder coated steel cabinets
- Downstream injector
- Belt-drive pump w/ 7-yr limited warranty
- Available in 120V, 208V, 230V, 460V, & 575V
- ETL Safety Certified



Model	Order No.	GPM	PSI	HP	Electrical	Amps	Pump	Ship Wt	List Price
CB-301007D	1.106-551.0	2.8	1000	2	120V / 1ph	20	SD Crankcase	210 lbs	\$2,548
CB-402007A	1.106-552.0	4.2	2000	6	230V / 1ph	29	SM Crankcase	285 lbs	\$3,379
CB-402007B	1.106-553.0	4.2	2000	6	230V / 3ph	19	SM Crankcase	255 lbs	\$3,089
CB-402007C	1.106-554.0	4.2	2000	6	460V / 3ph	11	SM Crankcase	260 lbs	\$3,089
CB-402007H	1.106-555.0	4.2	2000	6	208V / 3ph	16	SM Crankcase	265 lbs	\$3,089
CB-353007A	1.106-556.0	3.5	3000	7.5	230V / 1ph	36	SM Crankcase	330 lbs	\$4,519
CB-353007B	1.106-557.0	3.5	3000	7.5	230V / 3ph	19	SM Crankcase	275 lbs	\$3,499
CB-353007C	1.106-558.0	3.5	3000	7.5	460V / 3ph	11	SM Crankcase	270 lbs	\$3,499
CB-353007G	1.106-559.0	3.5	3000	7.5	208V / 1ph	38	SM Crankcase	332 lbs	\$4,829
CB-353007H	1.106-560.0	3.5	3000	7.5	208V / 3ph	23	SM Crankcase	271 lbs	\$3,599
CB-353007F	TBA	3.5	3000	7.5	575V / 3ph	23	SM Crankcase	271 lbs	CALL

Dimensions: 26"L x 20"W x 16"H

### OPTIONS [Field Installed]

PART NO.	DESCRIPTION	LIST PRICE	PART NO.	DESCRIPTION	LIST PRICE
9.801-002.0*	Conversion to Stainless Steel Cabinet & Cover	\$504	8.903-040.0	Floor Stand, 24" Tall	\$56
9.801-011.0*	Auto Start Stop	\$315	9.801-034.0	Floor Stand, 36" Tall	\$273.00
9.801-012.0*	Time-Delay Shutdown	\$315	8.903-617.0	Stainless Steel Floor Stand, 36" Tall	\$629.62
9.801-013.0*	Hour Meter	\$63	9.801-035.0	Caster Wheels for Floor Stand	\$277.07
9.801-031.0	Wheel Kit with Detergent Rack	\$377	9.801-036.0	Hose Reel Kit, Floor Stand Only, 100 ft.**	\$402.90
9.801-033.0	Wall Mount Kit	\$141.75	8.903-521.0	Hose Reel, For Wheel Kit, 100 ft.**	\$225.00
8.903-043.0	Stainless Steel Wall Mount Kit	\$250.00	9.802-265.0	Hose Reel Kit (Cox), Wall Mount, 100 ft.**	\$301.30
8.941-546.0	Stainless Steel Floor Stand, No Bracket	\$739.50	8.903-039.0	Hose Reel Kit w/ Bracket for Stand, Wall Mount Kits, 100 ft.**	\$56

\* Factory installed only    \*\*Hose not included



Stainless steel unit shown on floor stand with caster wheels



Wheel Kit with detergent rack and optional hose reel



**HOT WATER | GASOLINE POWERED | DIESEL HEATED**

**SGP SERIES:** Portable, self-contained hot water pressure washer—our #1 seller



**SGP-302517:**  
Compact design, Gas-powered, diesel/oil-heated

**Best Selling Hot Water**

**Features**

- Direct-drive crankcase pump
- Stainless steel coil wrap standard
- Rugged frame with powder coat finish
- Tubed pneumatic tires
- Schedule 80 heating coil
- New burner
- Hour meter comes standard
- ETL safety certified



Model	Order No.	GPM	PSI	Engine	CC	Start	Pump	Burner	BTUs	Ship Wt	List Price
SGP-302517	1.110-059.0	2.7	2400	Subaru EX21	211	Recoil	SG Crankcase	12V DC	252,000	400 lbs	\$5,219
SGP-303037	1.110-054.0	2.6	3000	Honda GX270	270	Recoil	SG Crankcase	12V DC	280,000	500 lbs	\$6,379
SGP-353037	1.110-055.0	3.5	3000	Honda GX340	389	Recoil	SS Crankcase	12V DC	326,000	550 lbs	\$6,629
SGP-353037E	1.110-056.0	3.5	3000	Honda GX340	389E*	Electric	SS Crankcase	12V DC	326,000	560 lbs	\$7,089
SGP-403537E	1.110-057.0	3.5	3500	Honda GX390	389E*	Electric	SS Crankcase	12V DC	326,000	595 lbs	\$7,525

**Dimensions:** Full-size 46"L x 28"W x 44"H • Compact 39"L x 28"W x 42"H

\* E = Electric start engine; Battery included on SGP-403537E only

**OPTIONS** [Field Installed]

PART NO.	DESCRIPTION	LIST PRICE
9.801-024.0	E-Z Hose Reel Kit, 100 ft.	\$215.13
9.804-570.0	Hose Reel Kit, Pivot, 100 ft.	\$540.00

**Note:** Hose not included with hose reel kit



**SGP Full-Size Cage Design:**  
Gas-powered, diesel/oil-heated

**SSG SERIES:** Our most rugged hot model designed for continuous, on-site cleaning

See trailer mounting options on pages 21-24



**SSG Skid**

**Features**

- Honda, Vanguard, or Kohler diesel engines
- Burner available in 12V DC or 120V AC
- Belt-drive tri-plunger crankcase pumps
- 1/2" Schedule 80 heating coil
- Stainless steel coil wrap
- Power generator on four models
- High-pressure downstream soap injector
- Steam combination comes standard
- ETL safety certified



Model	Order No.	GPM	PSI	Engine	CC	Fuel	Pump	Burner	BTUs	Ship Wt	List Price
SSG-403037E	1.110-579.0	3.9	3000	Honda GX390	389E*	Gas	ST Crankcase	12V DC	448,000	805 lbs	\$ 7,967
SSG-503027E	1.110-580.0	4.8	3000	Vanguard 16	479E*	Gas	ST Crankcase	12V DC	448,000	854 lbs	\$ 8,694
SSG-503027E/G	1.110-581.0	4.8	3000	Vanguard 16	479E*	Gas	ST Crankcase	120V AC	448,000	945 lbs	\$ 9,350
SSG-503537E	1.110-582.0	4.7	3500	Honda GX630	688E*	Gas	ST Crankcase	12V DC	448,000	855 lbs	\$ 9,406
SSG-503537E/G	1.110-583.0	4.7	3500	Honda GX630	688E*	Gas	ST Crankcase	120V AC	448,000	905 lbs	\$10,661
SSG-603537E	1.110-584.0	5.6	3500	Honda GX660	688E*	Gas	ST Crankcase	12V DC	448,000	852 lbs	\$10,190
SSG-603537E/G	1.110-585.0	5.6	3500	Honda GX660	688E*	Gas	ST Crankcase	120V AC	448,000	970 lbs	\$11,308
SSD-603567E	1.110-586.0	5.6	3500	Kohler KDW1003	1028E*	Diesel	ST Crankcase	12V DC	448,000	1200 lbs	\$17,285
SSD-603567E/G	1.110-587.0	5.6	3500	Kohler KDW1003	1028E*	Diesel	ST Crankcase	120V AC	448,000	1315 lbs	\$17,906

\* E = Electric start engine; battery not included

**Machine Dimensions:** Gas-powered 41"L x 41"W x 41"H; Diesel-powered 44"L x 51"W x 41"H

**OPTIONS** [Field Installed]

PART NO.	DESCRIPTION	LIST PRICE
9.801-003.0	Wheel Kit Assembly*	\$474.30
8.903-430.0	Stackless Flue Adapter	\$163.00
8.904-051.0	Battery Installed (20 & 24 HP models only)**	\$245.00

\*Gas-engine models only

\*\*Factory Installed



**SSD Skid**



Shown with optional wheel kit (Only available on SSG Series)

Cold Water PW

Hot Water PW

Trailers

Jetters

Accessories

Restoration

Floor Care

Water Treatment

Wash Pads



**HOT WATER | ELECTRIC POWERED | DIESEL HEATED**

## STP SERIES: Electric-powered hot water pressure washer is compact and portable



### Features

- Available in 120V and 230V
- Direct-drive crankcase style pumps
- Stainless steel coil wrap standard
- Oil-water separation fuel filter and hour meter
- 1725 RPM motors on 1.5-5 HP models
- ETL safety certified



Model	Order No.	GPM	PSI	HP	Electrical	Amps	Pump	BTUs	Ship Wt	List Price
STP-231007D	1.109-101.0	2.1	1000	1.5	120V / 1 ph	15	SE Crankcase	196,000	480 lbs	\$4,262
STP-201507D	1.109-102.0	1.9	1500	2	120V / 1 ph	20	SE Crankcase	177,500	480 lbs	\$4,318
STP-352007A	1.109-103.0	3.5	2000	5	230V / 1 ph	22	SE Crankcase	326,000	500 lbs	\$5,065

Dimensions: 39"L x 27"W x 44"H

### OPTIONS [Field Installed]

PART NO.	DESCRIPTION	LIST PRICE	PART NO.	DESCRIPTION	LIST PRICE
9.801-024.0	E-Z Hose Reel Kit, 100 ft.	\$215.13	9.804-570.0	Hose Reel Kit, Pivot, 100 ft.	\$540.00

Note: Hose not included with hose reel kit

## HPB SERIES: Handtruck-style hot water series offers ruggedness and affordability



### Features

- Available in 230V, 460V or 575V
- Belt-drive crankcase pump
- 1/2-inch Schedule 80 heating coil
- Stainless steel coil wrap standard
- Fuel filter / water separator comes standard
- Front caster wheels for easy maneuvering
- ETL safety certified



Model	Order No.	GPM	PSI	HP	Electrical	Amps	Drive	Pump	BTUs	Ship Wt	List Price
HPB-392007A	1.109-109.0	3.9	2000	6	230V / 1 ph	29	Belt	SM Crankcase	364,000	660 lbs	\$6,682
HPB-353007A	1.109-110.0	3.5	3000	7.5	230V / 1 ph	36	Belt	SM Crankcase	327,000	690 lbs	\$7,289
HPB-353007B	1.109-111.0	3.5	3000	7.5	230V / 3 ph	25	Belt	SM Crankcase	327,000	605 lbs	\$6,600
HPB-353007C	1.109-112.0	3.5	3000	7.5	460V / 3 ph	13	Belt	SM Crankcase	327,000	605 lbs	\$6,773
HPB-353007F	TBA	3.5	3000	7.5	575V / 3 ph	13	Belt	SM Crankcase	327,000	605 lbs	CALL

Dimensions: 41"L x 32"W x 44"H

### OPTIONS [Factory Installed]

9.801-007.0	Hour Meter	\$63	9.804-515.0	Steam Combination (6-7 HP, if w/ float tank)	\$186.30
9.801-008.0	Float Tank (6 - 7.5 HP units, with soap valve)	\$393	9.801-009.0	Steam Combination (6-7 HP, if no float tank)	\$143
9.801-006.0	Auto Start/Stop (6 - 7.5 HP models)*	\$140.39	9.801-001.0	Time Delay Shutdown (6 - 7.5 HP models)*	\$315
9.804-512.0	Auto Start/Stop & Steam Combo (6 - 7.5 HP)*	\$515	9.801-023.0	E-Z Hose Reel Kit, 100 ft.; no hose**	\$242
9.804-513.0	Auto Start/Stop & Float Tank (6 - 7.5 HP)*	\$835	* Time Delay Shutdown and Auto Start/Stop are mutually exclusive		
9.804-514.0	Auto Start/Stop, Steam & Float Tank (6 - 7.5 HP)**\$1,004		** Field installed only		

## SSE SERIES: Rugged electric-powered skid offers affordable alternative to gasoline



### Features

- Rugged steel frame with shock-mounted sub-frame to reduce vibration
- 1/2" Schedule 80 heating coil
- Electric powered, 230V, 460V & 575V
- Nema 4x electrical box
- ETL safety certified



Model	Order No.	GPM	PSI	HP	Electrical	Amps	Drive	Pump	BTUs	Ship Wt	List Price
SSE-503007A	1.575-620.0	4.8	3000	10	230V / 1 ph	45	Belt	ST Crankcase	446,000	900 lbs	\$10,775
SSE-503007B	1.575-621.0	4.8	3000	10	230V / 3 ph	30	Belt	ST Crankcase	446,000	830 lbs	\$8,660
SSE-503007C	1.575-622.0	4.8	3000	10	460V / 3 ph	16	Belt	ST Crankcase	446,000	820 lbs	\$8,660
SSE-503007F	TBA	4.8	3000	10	575V / 3 ph	16	Belt	ST Crankcase	446,000	820 lbs	CALL

### OPTIONS [Field Installed]

PART NO.	DESCRIPTION	LIST PRICE
9.801-003.0	Wheel Kit Assembly	\$474.30
8.903-430.0	Stackless Flue Adapter	\$163.00

Dimensions: 41"L x 41"W x 41"H

**SNG/SLP SERIES:** Best pressure washers for maintenance shops and wash bays



Larger Model  
6-10 GPM

Smaller Model  
3.5-5 GPM

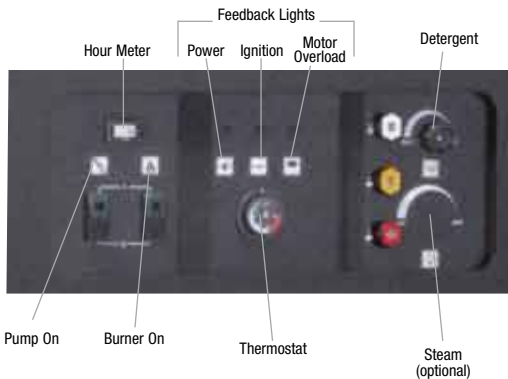


**Easy, Versatile Installation:**

- Utility hook ups can be configured for both sides of the machine
- Totally enclosed cabinet to protect vital components
- Many Voltage options
- Optional detergent applications
- Steam option
- “Fielder’s Choice” inlet / outlet (hook up gas and water on either side of machine) provides flexibility with installation

**Easy To Use and Operate:**

- Simple 24-volt controls
- Feedback lights allow user to quickly troubleshoot potential problems
- Overload protected control switches are conveniently located for ease of operation
- Hour meter and variable temperature control
- Infinite detergent metering
- Safety trigger gun control
- Electronic ignition comes standard, eliminating the hassle of lighting the pilot light
- Fully enclosed cabinet with “Cool Wall” construction keeps cabinet cool to the touch



**Easy To Service:**

- 6 removable panels allow easy access to components for service and repair
- “Slide Out” motor platform and “Swing Out” burner ring are easy to inspect and repair
- “Stay In Place” pilot assembly is not attached to burner ring, making it easier to inspect and repair

**Safety Certified:**

- ETL certified to strict UL-1776 safety standards
- CETA certified for performance +/- 5% of specs listed
- All Shark production plants are ISO-9001 certified for consistent standards



Removable Panels allow easy access from all sides



“Tru-Tite” Spring Loaded Self-Tensioning Belt



Swing Out Burner Ring

Cold Water PW  
 Hot Water PW  
 Trailers  
 Jetters  
 Accessories  
 Restoration  
 Floor Care  
 Water Treatment  
 Wash Pads

# 2014 SHARK PRICE LIST

PH: 800.771.1881 • EMAIL: Sales@SharkPW.com



HOT WATER | ELECTRIC POWERED | NATURAL GAS HEATED

## SNG Model Specs:

Model	Order No.	GPM	PSI	Nozzle	Motor HP	Pump	Voltage	Phase	AMPS	BTU	SHIP WT	PRICE
SNG4-20024A	1.109-874.0	3.5	2000	5	5	SD4020R	230V	1 ph	25	310,000	815 lbs	\$ 5,895
SNG4-22024A	1.109-875.0	4	2200	5.5	6.2	SM4035R	230V	1 ph	29	364,000	843 lbs	\$ 6,625
SNG4-22024B	1.109-876.0	4	2200	5.5	6.2	SM4035R	230V	3 ph	16	364,000	843 lbs	\$ 6,625
SNG4-22024C	1.109-877.0	4	2200	5.5	6.2	SM4035R	460V	3 ph	7	364,000	843 lbs	\$ 6,625
SNG4-22024F	1.109-878.0	4	2200	5.5	6.2	SM4035R	575V	3 ph	6.5	364,000	843 lbs	\$ 6,825
SNG4-22024G	1.109-879.0	4	2200	5.5	6.2	SM4035R	208V	1 ph	30	364,000	843 lbs	\$ 6,825
SNG4-22024H	1.109-880.0	4	2200	5.5	6.2	SM4035R	208V	3 ph	18	364,000	843 lbs	\$ 6,825
SNG4-30024A	1.109-881.0	3.9	3000	4.5	8.2	SM4035R	230V	1 ph	36	354,000	856 lbs	\$ 6,895
SNG4-30024B	1.109-882.0	3.9	3000	4.5	8.2	SM4035R	230V	3 ph	25	354,000	856 lbs	\$ 6,895
SNG4-30024C	1.109-883.0	3.9	3000	4.5	8.2	SM4035R	460V	3 ph	11	354,000	856 lbs	\$ 6,895
SNG4-30024F	1.109-884.0	3.9	3000	4.5	8.2	SM4035R	575V	3 ph	14	354,000	856 lbs	\$ 7,095
SNG4-30024G	1.109-885.0	3.9	3000	4.5	8.2	SM4035R	208V	1 ph	38	354,000	856 lbs	\$ 7,095
SNG4-30024H	1.109-886.0	3.9	3000	4.5	8.2	SM4035R	208V	3 ph	27	354,000	856 lbs	\$ 7,095
SNG5-23024A	1.109-887.0	5	2300	6.5	8.2	ST5030R	230V	1 ph	36	439,000	856 lbs	\$ 6,895
SNG5-23024B	1.109-888.0	5	2300	6.5	8.2	ST5030R	230V	3 ph	25	439,000	856 lbs	\$ 6,895
SNG5-23024C	1.109-889.0	5	2300	6.5	8.2	ST5030R	460V	3 ph	11	439,000	856 lbs	\$ 6,895
SNG5-23024F	1.109-890.0	5	2300	6.5	8.2	ST5030R	575V	3 ph	14	439,000	856 lbs	\$ 7,095
SNG5-23024G	1.109-891.0	5	2300	6.5	8.2	ST5030R	208V	1 ph	38	439,000	856 lbs	\$ 7,095
SNG5-23024H	1.109-892.0	5	2300	6.5	8.2	ST5030R	208V	3 ph	27	439,000	856 lbs	\$ 7,095
SNG5-30024A	1.109-893.0	4.8	3000	5.5	10	ST5030R	230V	1 ph	40	415,000	885 lbs	\$ 7,995
SNG5-30024B	1.109-894.0	4.8	3000	5.5	10	ST5030R	230V	3 ph	26	415,000	885 lbs	\$ 7,995
SNG5-30024C	1.109-895.0	4.8	3000	5.5	10	ST5030R	460V	3 ph	15	415,000	885 lbs	\$ 7,995
SNG5-30024F	1.109-896.0	4.8	3000	5.5	10	ST5030R	575V	3 ph	14	415,000	885 lbs	\$ 8,195
SNG5-30024G	1.109-897.0	4.8	3000	5.5	10	ST5030R	208V	1 ph	49	415,000	885 lbs	\$ 8,195
SNG5-30024H	1.109-898.0	4.8	3000	5.5	10	ST5030R	208V	3 ph	32	415,000	885 lbs	\$ 8,195
SNG6-32024B	1.109-899.0	6.3	3200	7	15	ST6035R	230V	3 ph	39	507,000	1825 lbs	\$ 9,995
SNG6-32024C	1.109-900.0	6.3	3200	7	15	ST6035R	460V	3 ph	19	507,000	1825 lbs	\$ 9,995
SNG6-32024F	1.109-901.0	6.3	3200	7	15	ST6035R	575V	3 ph	18	507,000	1825 lbs	\$10,195
SNG6-32024H	1.109-902.0	6.3	3200	7	15	ST6035R	208V	3 ph	39	507,000	1825 lbs	\$10,195
SNG8-32024B	1.109-940.0	8	3200	9	20	SX9536R	230V	3 ph	46	658,000	1840 lbs	\$11,595
SNG8-32024C	1.109-941.0	8	3200	9	20	SX9536R	460V	3 ph	26	658,000	1840 lbs	\$11,595
SNG8-32024F	1.109-942.0	8	3200	9	20	SX9536R	575V	3 ph	26	658,000	1840 lbs	\$11,795
SNG8-32024H	1.109-943.0	8	3200	9	20	SX9536R	208V	3 ph	52	658,000	1840 lbs	\$11,795
SNG10-30024B	1.109-944.0	9.5	3000	11	20	SX1036R	230V	3 ph	52	816,000	1910 lbs	\$12,495
SNG10-30024C	1.109-945.0	9.5	3000	11	20	SX1036R	460V	3 ph	26	816,000	1910 lbs	\$12,495
SNG10-30024F	1.109-946.0	9.5	3000	11	20	SX1036R	575V	3 ph	26	816,000	1910 lbs	\$12,695
SNG10-30024H	1.109-947.0	9.5	3000	11	20	SX1036R	208V	3 ph	60	816,000	1910 lbs	\$12,695

Dimensions: 3.5-5 GPM: 49"L x 24"W x 48"H; 6-9.5 GPM: 64"L x 35"W x 61"H

\*PLEASE NOTE: Draft diverter required for ETL certification - PN 8.717-728.0 (8"); PN 9.801-040.0 (10"); PN 8.717-730.0 (12").



**HOT WATER | ELECTRIC POWERED | LP HEATED**

## SLP Model Specs:

Model	Order No.	GPM	PSI	Nozzle	Motor HP	Pump	Voltage	Phase	AMPS	BTU	SHIP WT	PRICE
SLP4-20024A*	1.109-903.0	3.5	2000	5	5	SD4020R	230V	1 ph	25	310,000	815 lbs	\$ 5,895
SLP4-22024A*	1.109-904.0	4	2200	5.5	6.2	SM4035R	230V	1 ph	29	364,000	843 lbs	\$ 6,625
SLP4-22024B*	1.109-905.0	4	2200	5.5	6.2	SM4035R	230V	3 ph	16	364,000	843 lbs	\$ 6,625
SLP4-22024C*	1.109-906.0	4	2200	5.5	6.2	SM4035R	460V	3 ph	7	364,000	843 lbs	\$ 6,625
SLP4-22024F*	1.109-907.0	4	2200	5.5	6.2	SM4035R	575V	3 ph	6.5	364,000	843 lbs	\$ 6,825
SLP4-22024G*	1.109-908.0	4	2200	5.5	6.2	SM4035R	208V	1 ph	30	364,000	843 lbs	\$ 6,825
SLP4-22024H*	1.109-909.0	4	2200	5.5	6.2	SM4035R	208V	3 ph	18	364,000	843 lbs	\$ 6,825
SLP4-30024A*	1.109-910.0	3.9	3000	4.5	8.2	SM4035R	230V	1 ph	36	354,000	856 lbs	\$ 6,895
SLP4-30024B*	1.109-911.0	3.9	3000	4.5	8.2	SM4035R	230V	3 ph	25	354,000	856 lbs	\$ 6,895
SLP4-30024C*	1.109-912.0	3.9	3000	4.5	8.2	SM4035R	460V	3 ph	11	354,000	856 lbs	\$ 6,895
SLP4-30024F*	1.109-913.0	3.9	3000	4.5	8.2	SM4035R	575V	3 ph	14	354,000	856 lbs	\$ 7,095
SLP4-30024G*	1.109-914.0	3.9	3000	4.5	8.2	SM4035R	208V	1 ph	38	354,000	856 lbs	\$ 7,095
SLP4-30024H*	1.109-915.0	3.9	3000	4.5	8.2	SM4035R	208V	3 ph	27	354,000	856 lbs	\$ 7,095
SLP5-23024A*	1.109-916.0	5	2300	6.5	8.2	ST5030R	230V	1 ph	36	439,000	856 lbs	\$ 6,895
SLP5-23024B*	1.109-917.0	5	2300	6.5	8.2	ST5030R	230V	3 ph	25	439,000	856 lbs	\$ 6,895
SLP5-23024C*	1.109-918.0	5	2300	6.5	8.2	ST5030R	460V	3 ph	11	439,000	856 lbs	\$ 6,895
SLP5-23024F*	1.109-919.0	5	2300	6.5	8.2	ST5030R	575V	3 ph	14	439,000	856 lbs	\$ 7,095
SLP5-23024G*	1.109-920.0	5	2300	6.5	8.2	ST5030R	208V	1 ph	38	439,000	856 lbs	\$ 7,095
SLP5-23024H*	1.109-921.0	5	2300	6.5	8.2	ST5030R	208V	3 ph	27	439,000	856 lbs	\$ 7,095
SLP5-30024A*	1.109-922.0	4.8	3000	5.5	10	ST5030R	230V	1 ph	40	415,000	885 lbs	\$ 7,995
SLP5-30024B*	1.109-923.0	4.8	3000	5.5	10	ST5030R	230V	3 ph	26	415,000	885 lbs	\$ 7,995
SLP5-30024C*	1.109-924.0	4.8	3000	5.5	10	ST5030R	460V	3 ph	15	415,000	885 lbs	\$ 7,995
SLP5-30024F*	1.109-925.0	4.8	3000	5.5	10	ST5030R	575V	3 ph	14	415,000	885 lbs	\$ 8,195
SLP5-30024G*	1.109-926.0	4.8	3000	5.5	10	ST5030R	208V	1 ph	49	415,000	885 lbs	\$ 8,195
SLP5-30024H*	1.109-927.0	4.8	3000	5.5	10	ST5030R	208V	3 ph	32	415,000	885 lbs	\$ 8,195
SLP6-32024B*	1.109-928.0	6.3	3200	7	15	ST6035R	230V	3 ph	39	507,000	1825 lbs	\$ 9,995
SLP6-32024C*	1.109-929.0	6.3	3200	7	15	ST6035R	460V	3 ph	19	507,000	1825 lbs	\$ 9,995
SLP6-32024F*	1.109-930.0	6.3	3200	7	15	ST6035R	575V	3 ph	18	507,000	1825 lbs	\$10,195
SLP6-32024H*	1.109-931.0	6.3	3200	7	15	ST6035R	208V	3 ph	39	507,000	1825 lbs	\$10,195
SLP8-32024B*	1.109-932.0	8	3200	9	20	SX9536R	230V	3 ph	46	658,000	1840 lbs	\$11,595
SLP8-32024C*	1.109-933.0	8	3200	9	20	SX9536R	460V	3 ph	26	658,000	1840 lbs	\$11,595
SLP8-32024F*	1.109-934.0	8	3200	9	20	SX9536R	575V	3 ph	26	658,000	1840 lbs	\$11,795
SLP8-32024H*	1.109-935.0	8	3200	9	20	SX9536R	208V	3 ph	52	658,000	1840 lbs	\$11,795
SLP10-30024B*	1.109-936.0	9.5	3000	11	20	SX1036R	230V	3 ph	52	775,000	1910 lbs	\$12,495
SLP10-30024C*	1.109-937.0	9.5	3000	11	20	SX1036R	460V	3 ph	26	775,000	1910 lbs	\$12,495
SLP10-30024F*	1.109-938.0	9.5	3000	11	20	SX1036R	575V	3 ph	26	775,000	1910 lbs	\$12,695
SLP10-30024H*	1.109-939.0	9.5	3000	11	20	SX1036R	208V	3 ph	60	775,000	1910 lbs	\$12,695

Dimensions: **3.5-5 GPM:** 49"L x 24"W x 48"H; **6-9.5 GPM:** 64"L x 35"W x 61"H

\*PLEASE NOTE: SLP's do not come standard with an LP regulator. Must order part number 9.802-633.0 for the LP regulator.

Draft diverter required for ETL certification - PN 8.717-728.0 (8"); PN 9.801-040.0 (10"); PN 8.717-730.0 (12").

Cold Water PW

Hot Water PW

Trailers

Jetters

Accessories

Restoration

Floor Care

Water Treatment

Wash Pads

Cold Water PW

Hot Water PW

Trailers

Jetters

Accessories

Restoration

Floor Care

Water Treatment

Wash Pads

## SNG/SLP Options:



9.801-040.0 Draft Diverter



8.917-509.0 Wireless Handheld Transmitter



8.921-774.0 Wired Remote Station - Pump / Burner  
(Add 8.921-773.0 to add Detergent Switch to remote station)



8.917-507.0 Auto Start/Stop Kit



8.917-508.0 Time Delay Kit

*\*Auto Start/Stop and Time Delay kits are easy to install plug & play*

Order No.	DESCRIPTION	LIST PRICE
LPG Required Items*		
9.802-633.0	LP Regulator Assembly	\$ 262
Field-Installed Options		
8.917-507.0	Kit, Auto Start / Stop	\$ 215
8.917-508.0	Kit, Time Delay	\$ 150
8.921-776.0	Kit, Steam Combo	\$ 160
Remote Station Options		
8.917-509.0	Kit, Wireless Remote Control	\$ 1,435
8.921-832.0	Wireless Handheld Transmitter	\$399.41
8.917-817.0	Kit, Wall Bracket for Wireless Handheld Transmitter	\$ 105
8.921-774.0	Kit, Wired Remote Station (Pump / Burner)	\$ 360
8.921-773.0	Kit, Wired Remote Station (Detergent)	\$ 145
8.922-157.0	Additional Wired Remote Control Box (can add up to 4 wired remotes) (Pump / burner switch included, add 8.921-773.0 for detergent switch)	\$ 216
Draft Diverters* & Dampeners		
8.717-728.0	Draft Diverter (8") for use with 3.5 to 4.4 GPM models only (needs 10" x 8" adapter)	\$ 122
9.801-040.0	Draft Diverter (10") for use with 3.5 to 5.5 GPM models (no adapter needed) for use with 6.3 GPM models (needs 12" x 10" adapter)	\$ 130
8.717-730.0	Draft Diverter (12") for use with 6.3 - 10 GPM models (no adapter needed)	\$ 204
8.753-473.0	Draft Dampener (8")	\$21.34
8.753-474.0	Draft Dampener (10")	\$23.43
8.753-478.0	Draft Dampener (12")	\$21.34
8.753-707.0	Reducer, Stack 10" to 8"	\$11.73
8.753-706.0	Reducer, Stack 12" to 10"	\$14.54

**\*Required items**



**HOT WATER | ELECTRIC POWERED**

**EEC SERIES:** All-Electric units ideal for on-demand, indoor cleaning with hot water



**Features**

- Quiet, enviro-clean and user friendly
- Rust-free stainless steel coil enhances high-efficiency heat transfer
- Auto start-stop for on-demand cleaning
- Belt-drive pump with 7-year limited warranty
- ETL safety certified



Model	Order No.	GPM	PSI	HP	Electrical	Amps	Pump	BTUs	Ship Wt	List Price
EEC-422007C	1.106-068.0	4.2	2000	6.2	460V / 3ph	55	SM Crankcase	392,000	640 lbs	\$8,998
EEC-353007C	1.106-069.0	3.5	3000	7.5	460V / 3ph	59	SM Crankcase	327,000	640 lbs	\$9,398
EEC-353007F	TBA	3.5	3000	7.5	575V / 3 ph	59	SM Crankcase	327,000	640 lbs	CALL

Dimensions: 32"L x 24"W x 52"H

**OPTIONS** [Factory Installed]

PART NO.	DESCRIPTION	LIST PRICE	PART NO.	DESCRIPTION	LIST PRICE
9.801-012.0	Time-Delay Shutdown*	\$315	9.801-002.0	Pressure Washer Stainless Steel Cabinet	\$504

\*Replaces Auto start-stop

**HEATER ATTACHMENT | ELECTRIC POWERED | DIESEL HEATED**

**HP HEATER:** Turns a cold water pressure washer into a hot water unit



**HP Heating Module:**  
Diesel/oil-heated

Our Shark Series water heater provides supplemental heat to cold water machines, giving users the benefits of hot water cleaning when it's needed. An electric-powered diesel heated unit, the HP-5030D effectively heats water at a rate of up to 5 gallons per minute.

**Features**

- Effective heating of up to 5 GPM
- ETL certified to UL & CSA safety standards
- High-efficiency design for low operating costs

Model	Order No.	GPM	PSI	Electrical	Amps	Heated By	BTUs	Ship Wt	List Price
HP-5030D	1.109-113.0	Up to 5.0	Up to 3000	120V / 1ph	5	Diesel	300,000	320 lbs	\$3,756

29"L x 41"W x 47"H

SPECIAL ORDER SKIDS AND TRAILERS AVAILABLE

## SPECIALS

### STP Special: Hot Water, Electric Steamer



Capable of 310° hot water!

#### Features

- 300 PSI @ 2.0 GPM
- Capable of 310 degree hot water
- 120V / 1ph
- 1.5hp motor
- Open gun system
- Comes with steam wand, steam nozzle and steam hose

**Call for details**

### TRS-6000 Special: Heavy-Duty Industrial Design



#### Features

- SSD-603537E/G diesel-powered, 3500 PSI @ 5.6 GPM belt-drive hot water skid
- 120V Winco generator
- Completely tamper proof
- Bulldog jack stand (welded)
- Surge brakes one axle w/ 2" ball coupler and 3" Lunette eye
- Downstream chemical injection
- 45-gallon diamond plate fuel & tool box
- 900 series giant unloader valve

Perfect for Oil Fields and Mining!



Bulldog Jack Stand



Tamper Proof Controls



**Call for details**

Cold Water PW

Hot Water PW

Trailers

Jetters

Accessories

Restoration

Floor Care

Water Treatment

Wash Pads

SPECIAL ORDER SKIDS AND TRAILERS AVAILABLE

**SPECIALS**

**DGSD: Cold Water, Gas Powered, Direct-Drive Skid**



Plus model comes with 65-gallon water tank.

**D**esigned to easily mount to trailers and UTVs, the Shark DGSD allows ultimate portability and power in a versatile cold water unit. The reliable Subaru EX17 engine and crankcase pump offer dependability in the toughest conditions.

**Features**

- Direct-drive crankcase pump
- Subaru EX17 engine
- Both units include a 100' high-pressure hose
- Plus model comes with 65-gallon water tank



12V Booster Pump is protected in an all-weather box.

Model	GPM	PSI	CC	Engine	Pump	Ship Wt	List Price
DGSD	2.5	2700	169	Subaru EX17	SG Crankcase	125 lbs	CALL
DGSD Plus*	2.5	2700	169	Subaru EX17	SG Crankcase	203 lbs	CALL

Dimensions: 36"L x 29"W x 40"H

\*Includes 65-gallon tank.

**Stainless Steel Hot Water Skid**

**Features**

- Stainless steel chassis and cage with lifting eyes
- 3500 PSI
- Diesel engine
- Diesel burner



**Call for details**

## SKID DECKS FOR TRUCKS AND TRAILERS

### SPECIALS

#### Flat Bed Skid: Slides into the back of a truck or trailer



#### Features

- 200-gallon water tank
- Comes with (1) high-pressure hose reel and (1) low-pressure hose reel
- Highly customizable with multiple engine choices and options (see SSG skids on page 11)
- Easy access front panel operation
- ETL certified to UL-1776 safety standards
- 4 lifting eyes



#### Dual-Axle Pressure Washer Trailer w/ Recovery System



#### Features

- 230-gallon water tank
- SSG-503027E/G hot water skid
- Fuel tank & tool box combination
- 50-gallon gas tank for long run times
- 2-gun set-up (guns included with complete set of nozzles)
- (2) 55-gallon drums for water recovery
- Vacuum specs:
  - 4 peak hp
  - 11 amps
  - 105 static PSI (in)
  - 107 cfm @ 2.5 orifice
  - 50 foot vacuum hose
- Includes wand with pickup tool



(2) 55-gallon recovery drums, (2) 100' high-pressure hoses w/ reels, (1) 50' low-pressure hose w/ reel

**Call for details**

## MOBILE WASH SYSTEMS | CUSTOMIZED PACKAGES FOR THE PROFESSIONAL CLEANER

### TRS-2500: New, flexible design accomodates different size pressure washers

(hot water skid, medium size hot-water, cold-water blaster)

**Applications: Rental Yards • Construction • Mines • Marine • Property Management • Oil Fields • And More!**

Leaf-spring suspension rated up to 3,500 lbs

3-way ball valve for easy switching of the water flow from the holding tank to a faucet

High-density, polyethylene 200-gallon water tank with a 12-inch access port, 1 1/2-inch drain valve, 3/4-inch float valve and a 50-mesh inlet filter

1,000 lb. swivel jack with a 2-inch ball coupler for quick and easy hook up of the trailer

SHIPS  
IN A CRATE!



Battery box

Swing-away hitch saves on storage space

Two 5/16-inch chains for additional safety

**TRS-2500**  
Shown with optional SSG hot water pressure washer, hose reels, utility rack, and saddle box options; accommodates gasoline-powered hot and cold water pressure washers

Optional hose reels (hoses on reels field installed)

Lighted license plate holder and recessed tail lights

Optional utility rack

Optional saddle box

Electrical wiring recessed within tubular frame

Model	Order No.	Axle	Load Capacity	Water Tank	Ship Weight	List Price
TRS-2500*	1.103-823.0	Single	3500 lbs	200 gallon	1072 lbs	\$4,988

Dimensions: 123"L x 75.5"W x 69.5"H

\*Price includes trailer and water tank only. All trailers MUST be configured to spec.

COMPATIBLE PRESSURE WASHERS...			AVAILABLE OPTIONS ARE...		
MODEL	DESCRIPTION	LIST PRICE	PART NO.	DESCRIPTION	LIST PRICE
<b>BELT-DRIVE MODELS - SEE PAGE 11 FOR DETAILS</b>			<b>BATTERY</b>		
SSG-403037E	3.9 GPM @ 3,000 PSI, GAS, 12V DC Burner	\$7,967	8.904-051.0	Battery Installed On Pressure Washer	\$245
SSG-503027E	4.8 GPM @ 3,000 PSI, GAS, 12V DC Burner	\$8,694	<b>FIELD INSTALLED</b>		
SSG-503027E/G	4.8 GPM @ 3,000 PSI, GAS, 120V AC Burner	\$9,350	8.917-558.0	Saddle Box (Ea)	\$159.00
SSG-503537E	4.7 GPM @ 3,500 PSI, Gas, 12V DC Burner	\$9,406	8.917-559.0	Rock Guard	\$76.76
SSG-503537E/G	4.7 GPM @ 3,500 PSI, Gas, 120V AC Burner	\$10,661	8.917-560.0	Utility Rack	\$533.94
SSG-603537E	5.6 GPM @ 3,500 PSI, Gas, 12V DC Burner	\$10,190	<b>FACTORY INSTALLED</b>		
SSG-603537E/G	5.6 GPM @ 3,500 PSI, Gas, 120V AC Burner	\$11,308	8.917-397.0	Electric Brakes	\$398
8.917-294.0	<b>Mounting Kit</b> , SSG Skids (Required for Mounting Pressure Washer to Trailer)	\$81	8.917-553.0	Electric Brake Breakaway Kit	\$119
<b>DIRECT-DRIVE MODELS - SEE PAGE 11 FOR DETAILS</b>			8.917-398.0	Hydraulic Brakes	1,097
SGP-403537E	3.5 GPM @ 3,500 PSI, Electric, 12V DC Burner	\$7,525	8.917-554.0	High-Pressure Hose Reel	\$449
8.917-295.0	<b>Mounting Kit</b> , SGP Model (Required for Mounting Pressure Washer to Trailer)	\$252	8.917-555.0	Low-Pressure Hose Reel	\$449
<b>COLD WATER BELT-DRIVE MODELS - SEE PAGE 7 FOR MODELS &amp; DETAILS</b>			8.917-556.0	Saddle Boxes (2)	\$194
8.917-296.0	<b>Mounting Kit</b> , Any Cold Water Belt Drive (Required for Mounting Pressure Washer to Trailer)	\$81	8.917-557.0	Rock Guard	\$83

## TRS-2500 Package - Includes Best-Selling Options:

**SHIPS IN AN ENCLOSED CRATE!**

**SSG-503537E/G Skid**  
4.7 GPM @ 3500 PSI  
Honda GX engine  
Electric start w/ generator

**GREAT RETURN ON INVESTMENT!**

**Includes Optional High-Pressure Hose Reel**  
(50ft hose included but not installed)

**Includes Optional Low-Pressure Hose Reel**  
(garden hose not included)

**Includes Optional Rock Guard**  
to protect pressure washer  
from flying objects

**Includes Battery Installed Option**

**Breakaway Tongue**  
saves on storage space

**Includes Optional Saddle Boxes (2)**  
for extra storage  
on trailer



**ASK ABOUT OUR INCREDIBLY LOW SHIPPING RATES!**

**Cool bypass feature:**  
Circulates water back through tank allowing extended run time!



Includes Wand, Hose, and Chemical Injector

Model	Order No.	Axle	Load Capacity	Water Tank	Ship Weight	Package List Price
TRS-2500 Package	1.103-828.0	Single	3500 lbs	200 gallon	1815 lbs	\$16,974*

Dimensions: 123"L x 75.5"W x 69.5"H

\*Price includes complete package shown, details listed below.

### PACKAGE INCLUDES...

**TRAILER**

TRS-2500 Single-axle TRS-2500 trailer

**BELT-DRIVE PRESSURE WASHER - SEE PAGE 10 FOR DETAILS**

SSG-503537E/G 4.7 GPM @ 3,500 PSI, Gas, 120V AC Burner

**MOUNTING KIT**

8.917-294.0 SSG Skid Mounting Kit

**BATTERY**

8.904-051.0 Battery Installed On Pressure Washer

**FACTORY INSTALLED**

8.917-554.0 High-Pressure Hose Reel

8.917-555.0 Low-Pressure Hose Reel

8.917-556.0 Saddle Boxes (2)

8.917-557.0 Rock Guard

### MOST CONTRACTORS CHOOSE THIS PACKAGE BECAUSE...

- EASY TO SERVICE
- EASY TO TOW
- EASY TO USE AND OPERATE
- EASY TO STORE
- EASY TO AFFORD
- BEST PROFESSIONAL OPTIONS AVAILABLE

Cold Water PW  
Hot Water PW  
Trailers  
Jetters  
Accessories  
Restoration  
Floor Care  
Water Treatment  
Wash Pads

## TRS-3500: Heavy-duty, single-axle pressure washer trailers

**D**esigned for hot-water skid, the TRS-3500 features a rugged, protective chassis design making this heavy-duty single-axle trailer perfect for use on busy construction sites. To customize your pressure washer trailer package, simply:

- **Choose a pressure washer:** Select from 9 models of the Shark SSG hot water pressure washers (see page 9) to create the professional cleaner's dream system.
- **Choose your options:** Customize your trailer with a broad selection of options and accessories, such as hose reels, chrome coverings, etc. A full list is below.



**TRS-3500**  
Shown with options and gasoline-powered hot water pressure washer; accommodates gasoline-powered pressure washers only

### Features include:

- Single axle rated up to 3,300 lbs.
- 200-gallon water tank made of high-density polyethylene with a 12-inch access port, 1<sup>1</sup>/<sub>2</sub>-inch drain valve, 3/4-inch float valve and a 50-mesh inlet filter; and two 5/16-inch chains for additional safety.
- Electrical wiring recessed within tubular frame;
- Lighted license plate holder and recessed tail lights;
- 1,000 lb. swivel jack with a 2<sup>5</sup>/<sub>16</sub>-inch ball coupler for quick and easy hook up of the trailer;
- Two 3-way ball valves for easy switching of the water flow from the holding tank to a faucet;
- Rugged steel cage for security while transporting;
- Many accessories and options available

**DESIGNED FOR OIL FIELD APPLICATIONS AND OTHER RUGGED ENVIRONMENTS**

Model	Order No.	Axle	Load Capacity	Water Tank	Ship Weight	List Price
TRS-3500*	1.103-826.0	Single	3300 lbs	200 gallon	840 lbs	\$5,988

Dimensions: 130"L x 73"W x 58"H

\*Price includes trailer and water tank only.  
All trailers MUST be configured to spec.

### PURCHASE WITH THE FOLLOWING SKIDS... (Skid details on page 11)

MODEL	DESCRIPTION	LIST PRICE	MODEL	DESCRIPTION	LIST PRICE
SSG-403037E	3.9 GPM @ 3,000 PSI, GAS, 12V DC Burner	\$7,967	SSG-503537E/G	4.7 GPM @ 3,500 PSI, Gas, 120V AC Burner	\$10,661
SSG-503027E	4.8 GPM @ 3,000 PSI, GAS, 12V DC Burner	\$8,694	SSG-603537E	5.6 GPM @ 3,500 PSI, Gas, 12V DC Burner	\$10,190
SSG-503027E/G	4.8 GPM @ 3,000 PSI, GAS, 120V AC Burner	\$9,350	SSG-603537E/G	5.6 GPM @ 3,500 PSI, Gas, 120V AC Burner	\$11,308
SSG-503537E	4.7 GPM @ 3,500 PSI, Gas, 12V DC Burner	\$9,406			

### OPTIONS [Factory Installed]

PART NO.	DESCRIPTION	LIST PRICE	PART NO.	DESCRIPTION	LIST PRICE
<b>BATTERY</b>			<b>MOUNTING KITS</b>		
8.904-051.0	Battery Installed On Pressure Washer	\$245	8.902-455.0	Skid Mounting & Plumbing Kit (Required for Mounting Pressure Washer to Trailer)	\$342
<b>BRAKE: ELECTRIC BRAKE OPTIONS</b>			<b>HOSES INSTALLED</b>		
8.902-440.0	Electric Brake,	\$395	8.915-156.0	High-Pressure Hose, 3/8-inch x 100 ft., 2-Wire, Installed	\$299
8.902-436.0	Height Adjustable Hitch w/ 3-in. Lunette Eye (Replaces Ball Coupler)	\$138	8.915-155.0	Garden Hose, 3/4-inch x 50 ft., Installed	\$105
8.707-532.0	2-inch Ball Coupler (Fits Height Adjustable Hitch 8.902-436.0 above)	\$226.80	<b>HOSE REEL KITS (Hose NOT Included)</b>		
8.707-531.0	2-5/16-inch Ball Coupler (Fits Height Adjustable Hitch 8.902-436.0 above)	\$226.80	8.902-447.0	Hose Reel Kit for 100 ft. of 3/8-inch High-Pressure Hose	\$590
8.707-506.0	Kit, Breakaway Actuator with Battery	\$119	8.902-448.0	Hose Reel Kit for 200 ft. of 3/8-inch High-Pressure Hose	\$632
<b>BRAKE: HYDRAULIC BRAKE OPTIONS</b>			8.902-449.0	Hose Reel Kit for 75 ft. of 3/4-inch Industrial Garden Hose	\$740
8.902-441.0	Hydraulic Brake, with 2-inch Ball Coupler	\$1,039	<b>SIGNAGE PLATE</b>		
8.902-453.0	Hydraulic Brake, w/ Height Adjustable Hitch (Specify coupler below)	\$1,215	8.902-469.0	Signage Plate	\$56
8.707-532.0	Coupler, 2-inch Ball (Fits Height Adjustable Hitch 8.902-451.0 & 8.902-453 above)	\$226.80	<b>WHEELS AND FENDERS</b>		
8.707-531.0	Coupler, 2-5/16-inch Ball (Fits Height Adjustable Hitch 8.902-451.0 & 8.902-453 above)	\$226.80	8.902-466.0	Chrome Wheels, Pair, w/ ST205/75D15/C Spare Tire	\$359
8.902-534.0	Coupler, 3-inch Lunette Eye (Fits Height Adjustable Hitch 8.902-451.0 & 8.902-453 above)*	\$149.70	8.902-467.0	Chrome Fenders, Pair	\$299



**MOBILE WASH SYSTEMS | CUSTOMIZED PACKAGES FOR THE PROFESSIONAL CLEANER**

**TRS-6000: Heavy-duty, double-axle pressure washer trailers**

The TRS-6000 trailer's rugged, heavy-duty double-axle design with 330-gallon water tank allows for long run times making it perfect for cleaning jobs that are far from a convenient water source. To customize your pressure washer trailer package, simply:

- **Choose a pressure washer:** Select from 9 models of the Shark SSG hot water pressure washers (see page 9) to create the professional cleaner's dream system.
- **Choose your options:** Customize your trailer with a broad selection of options and accessories, such as hose reels, chrome coverings, etc. A full list is below.

**Features include:**

- Double-axle rated up to 6,000 lbs.
- 330-gallon water tank made of high-density polyethylene with a 12-inch access port, 1 1/2-inch drain valve, 3/4-inch float valve and a 50-mesh inlet filter; and two 5/16-inch chains for additional safety.
- Electrical wiring recessed within tubular frame;
- Lighted license plate holder and recessed tail lights;
- 1,000 lb. swivel jack with a 2 5/16-inch ball coupler for quick and easy hook up of the trailer;
- Two 3-way ball valves for easy switching of the water flow from the holding tank to a faucet;
- Rugged steel cage for security while transporting;
- Many accessories and options available



**TRS-6000**  
 Shown with options and gas-powered hot water pressure washer; accommodates both gasoline- and diesel-powered pressure washers

Model	Order No.	Axle	Load Capacity	Water Tank	Ship Weight	List Price
TRS-6000*	1.103-827.0	Tandem	6000 lbs	330 gallon	1980 lbs	\$8,788

Dimensions: 178"L x 80"W x 62"H

\*Price includes trailer and water tank only. All trailers MUST be configured to spec.

**PURCHASE WITH THE FOLLOWING SKIDS... (Skid details on page 11)**

MODEL	DESCRIPTION	LIST PRICE	MODEL	DESCRIPTION	LIST PRICE
SSG-403037E	3.9 GPM @ 3,000 PSI, GAS, 12V DC Burner	\$7,967	SSG-603537E	5.6 GPM @ 3,500 PSI, Gas, 12V DC Burner	\$10,190
SSG-503027E	4.8 GPM @ 3,000 PSI, GAS, 12V DC Burner	\$8,694	SSG-603537E/G	5.6 GPM @ 3,500 PSI, Gas, 120V AC Burner	\$11,308
SSG-503027E/G	4.8 GPM @ 3,000 PSI, GAS, 120V AC Burner	\$9,350	SSD-603567E	5.6 GPM @ 3,500 PSI, Diesel, 12V DC Burner	\$17,285
SSG-503537E	4.7 GPM @ 3,500 PSI, Gas, 12V DC Burner	\$9,406	SSD-603567E/G	5.6 GPM @ 3,500 PSI, Diesel, 120V AC Burner	\$17,906
SSG-503537E/G	4.7 GPM @ 3,500 PSI, Gas, 120V AC Burner	\$10,661			

**OPTIONS [Factory Installed]**

PART NO.	DESCRIPTION	LIST PRICE	PART NO.	DESCRIPTION	LIST PRICE
<b>MOUNTING KITS</b>			<b>HOSES INSTALLED</b>		
8.902-455.0	Skid Mounting & Plumbing Kit (Required for Mounting Pressure Washer to Trailer)	\$342	8.915-156.0	High-Pressure Hose, 3/8-inch x 100 ft., 2-Wire, Installed	\$299
<b>BATTERY</b>			8.915-155.0	Garden Hose, 3/4-inch x 50 ft., Installed	\$105
8.904-051.0	Battery Installed On Pressure Washer	\$245	<b>HOSE REEL KITS (Hose NOT Included)</b>		
<b>BRAKE: ELECTRIC BRAKE OPTIONS (Check your state regulations on trailer brakes)</b>			8.902-447.0	Hose Reel Kit for 100 ft. of 3/8-inch High-Pressure Hose	\$590
8.902-437.0	Electric Brake, One Axle	\$379	8.902-448.0	Hose Reel Kit for 200 ft. of 3/8-inch High-Pressure Hose	\$632
8.902-445.0	Electric Brake, Two Axles	\$729	8.902-449.0	Hose Reel Kit for 75 ft. of 3/4-inch Industrial Garden Hose	\$740
8.902-436.0	Height Adjustable Hitch w/ 3-in. Lunette Eye (Replaces Ball Coupler)	\$138	<b>CHEMICAL RACK</b>		
8.707-532.0	2-inch Ball Coupler (Fits Height Adjustable Hitch 8.902-436.0 above)	\$226.80	8.912-409.0	Dual 5 gal. Bucket Chemical Rack	\$163
8.707-531.0	2-5/16-inch Ball Coupler (Fits Height Adjustable Hitch 8.902-451.0 & 8.902-452.0 above)	\$226.80	<b>FUEL TANK AND TOOL BOX (Diesel Only - Special Order Option)</b>		
8.707-506.0	Kit, Breakaway Actuator with Battery	\$119	No PN	Fuel & Tool, Tank 45 gal.	CALL
<b>BRAKE: HYDRAULIC BRAKE OPTIONS</b>			No PN	Fuel & Tool, Tank 24 gal.	CALL
8.902-438.0	Hydraulic Brake, One Axle, with 2-in. Ball Coupler	\$1,039	<b>SIGNAGE PLATE</b>		
8.902-446.0	Hydraulic Brake, Two Axles, with 2-in. Ball Coupler	\$1,859	8.902-469.0	Signage Plate	\$56
8.902-451.0	Hydr. Brake, One Axle, w/ Height Adj. Hitch (Specify Coupler below)	\$1,225	<b>WHEELS AND FENDERS</b>		
8.902-452.0	Hydr. Brake, Two Axles, w/ Height Adj. Hitch (Specify Coupler below)	\$1,699	8.902-466.0	Chrome Wheels, Pair, w/ ST205/75D15/C Spare Tire (2 Pair Required for TRS-6000)	\$359
8.707-532.0	Coupler, 2-inch Ball (Fits Height Adjustable Hitch 8.902-451.0 & 8.902-452.0 above)	\$226.80	8.902-468.0	Chrome Fenders, Pair	\$415
8.707-531.0	Coupler, 2-5/16-inch Ball (Fits Height Adjustable Hitch 8.902-451.0 & 8.902-452.0 above)	\$226.80			
8.902-534.0	Coupler, 3-inch Lunette Eye (Fits Height Adjustable Hitch 8.902-451.0 & 8.902-452.0 above)	\$149.70			

Cold Water PW  
 Hot Water PW  
 Trailers  
 Jetters  
 Accessories  
 Restoration  
 Floor Care  
 Water Treatment  
 Wash Pads



**JETTERS | DRAIN CLEANERS FOR PLUMBING PROFESSIONALS**

**SHARK JETTERS:** Powerful and proven drain cleaning machines

With over 15 years experience manufacturing jetters, Shark now introduces 7 high-pressure jetter models to the plumbing, rental, jan san and MRO markets.

Field-tested by professionals and the rental industry, Shark Jetters have the power to effectively break through tough drain blockages caused by grease, dirt, sand, debris, and even ice. The Shark Jetters product line includes 3 electric and 4 gas engine models, ranging from 1.7 to 8 GPM flow, and sized to clear blocked drains from 1 1/2" lines up to an 8" pipe.

Engineered for safety, Shark Jetters are ETL certified to UL-1776 safety standards and come with many safety features including a thermal relief valve, back flow check valve and inlet filter. Built for power and performance, Shark Jetters provide a high return on investment thanks to their durable design and proven engineering.

As with Shark Pressure Washers, all Shark Jetter production plants are ISO 9001 certified.

**PULSE Technology**

Shark's unique Pulse Technology was engineered to do the hard work so you don't have to. The pulsating action breaks the friction between the hose and pipe, allowing the hose to move easily through the pipe, especially around tight curves.

**SJPE-1500 Electric Jetter:** Portable, with a convenient hose reel



**FEATURES:**

- Retractable Handle
- Quick-Detaching Hose Reel
- Pulse Technology on demand
- Thermal relief valve
- Back flow check valve
- Inlet filter
- Pressure gauge

**SPECIFICATIONS:**

<b>Flow:</b>	1.7 GPM
<b>Pressure:</b>	1500 PSI
<b>Pump:</b>	Triplex
<b>Motor:</b>	1-1/2 hp, 13 amp w/GFCI
<b>Net Wt:</b>	105 lbs
<b>Dimensions:</b>	27" L x 17.5" W x 32" H

All models come standard with gloves & safety goggles.

Model	Order No.	Description	List Price
SJPE-1500	1.106-046.0	SJPE-1500 Electric Jetter, Basic Model (no hose, no nozzles)	\$1,811

**MODELS WITH ACCESSORY KITS**

Model	Order No.	Description	List Price
SJPE-1500	1.107-201.0	SJPE-1500, <b>KIT B, Including:</b> 150' 1/4-inch Sewer Hose, 25' 1/8-inch Sewer Hose, 1/8-inch and 1/4-inch Sewer Nozzles	\$2,363
SJPE-1500	1.107-202.0	SJPE-1500, <b>KIT C, Including:</b> 150' 1/4-inch Sewer Hose, 75' 1/8-inch Sewer Hose, 1/8-inch and 1/4-inch Sewer Nozzles	\$2,441


## ELECTRIC JETTERS | DRAIN CLEANERS FOR PLUMBING PROFESSIONALS

### SJHE-1500 Electric Jetter: Compact and portable, yet powerful

Heavy-duty frame protects components

1725 rpm motor = longer lasting pump

35 ft. power cord w/ GFCI for safety



Heavy-duty triplex pump



On demand Pulse Technology makes tough jobs easier

Compact design is easy to lift, transport and store

#### FEATURES:

- 1500 PSI, 1.7 GPM
- 1-1/2 hp motor
- Thermal relief valve
- Back flow check valve
- Inlet filter
- Pressure gauge

#### SPECIFICATIONS:

<b>Flow:</b>	1.7 GPM
<b>Pressure:</b>	1500 PSI
<b>Pump:</b>	Triplex
<b>Motor:</b>	1-1/2 hp, 13 amp w/GFCI
<b>Net Wt:</b>	71 lbs
<b>Dimensions:</b>	22" L x 14" W x 13" H

All models come standard with gloves & safety goggles.

Model	Order No.	Description	List Price
SJHE-1500	1.106-045.0	SJHE-1500 Electric Jetter, Basic Model (no hose, no nozzles)	\$1,496

#### MODELS WITH ACCESSORY KITS

Model	Order No.	Description	List Price
SJHE-1500-B	1.107-199.0	SJHE-1500 Electric Jetter w/ Add on Kit Including: 150' 1/4-inch Sewer Hose, 25' 1/8-inch Sewer Hose, 1/8-inch Sewer Nozzle, and 1/4-inch Sewer Nozzle	\$2,044
SJHE-1500-C	1.107-200.0	SJHE-1500 Electric Jetter w/ Add on Kit Including: 150' 1/4-inch Sewer Hose, 75' 1/8-inch Sewer Hose, 1/8-inch Sewer Nozzle, and 1/4-inch Sewer Nozzle	\$2,191

### SJPE-1650 Electric Jetter: The ultimate in portability

Heavy-duty rolling cart and frame protects components

1725 rpm motor = longer lasting pump

35 ft. power cord w/ GFCI for safety

Pneumatic tires



On demand Pulse Technology makes tough jobs easier

Removes from cart

Heavy-duty triplex pump

200' hose reel



#### FEATURES:

- Includes heavy-duty cart with pneumatic tires and hose reel
- 1-1/2 hp motor
- Thermal relief valve
- Back flow check valve
- Inlet filter
- Pressure gauge

#### SPECIFICATIONS

<b>Flow:</b>	1.7 GPM
<b>Pressure:</b>	1500 PSI
<b>Pump:</b>	Triplex Pulse
<b>Motor:</b>	1-1/2 hp, 13 amp w/GFCI
<b>Net Wt:</b>	130 lbs
<b>Dimensions:</b>	26" L x 26" W x 38" H

All models come standard with gloves & safety goggles.

Model	Order No.	Description	List Price
SJPE-1650	1.106-048.0	SJPE-1650 Electric Jetter, Basic Model (no hose, no nozzles)	\$2,065

#### MODELS WITH ACCESSORY KITS

SJPE-1650-B	1.107-203.0	SJPE-1650 Electric Jetter w/ Add on Kit Including: 150' 1/4-inch Sewer Hose, 25' 1/8-inch Sewer Hose, 1/8-inch Sewer Nozzle, and 1/4-inch Sewer Nozzle	\$2,796
SJPE-1650-C	1.107-204.0	SJPE-1650 Electric Jetter w/ Add on Kit Including: 150' 1/4-inch Sewer Hose, 75' 1/8-inch Sewer Hose, 1/8-inch Sewer Nozzle, and 1/4-inch Sewer Nozzle	\$2,746

**GAS JETTERS | DRAIN CLEANERS FOR PLUMBING PROFESSIONALS**

**Shark Gas Engine Jetters: Four high-power models**

**FEATURES:**

- Pulse Technology on demand
- Honda or Vanguard engines w/ low oil shutoff
- Electric start standard on SJGDG-3016 and SJGDG-3020 (battery not included)
- Heavy-duty frame
- Hose reel w/ drag brake, rear lock and swivel
- Metal tool box comes standard
- Thermal relief valve
- Back flow check valve
- Inlet filter
- Pressure gauge
- *All models come standard with gloves & safety goggles.*



All models ETL certified to UL-1776 safety standards



**BASIC MODELS (no hose, no nozzles)**

Model	SJDDG-3011	SJGDG-3013	SJGDG-3016	SJGDG-3020
Order No.	1.107-063.0	1.107-067.0	1.107-060.0	1.107-061.0
GPM	4	4	5.5	8
PSI	3000	3000	3000	3000
Engine	Honda 389cc	Honda 389cc	Vanguard 480cc	Honda 614cc
Pump	Triplex Direct-Drive	Triplex Direct-Drive	Triplex Gear-Drive	Triplex Gear-Drive
Net Wt	173 lbs	203 lbs	280 lbs	375 lbs
List Price	<b>\$2,958</b>	<b>\$3,762</b>	<b>\$5,312</b>	<b>\$5,770</b>

**MODELS WITH ACCESSORY KITS**

Model	SJDDG-3011-B	SJGDG-3013-B	SJGDG-3016-B	SJGDG-3020-B
Order No.	1.107-205.0	1.107-207.0	1.107-209.0	1.107-211.0
Includes	200' 3/8-inch Sewer Hose, 3/8-inch Sewer Nozzle	200' 3/8-inch Sewer Hose, 3/8-inch Sewer Nozzle, Chemical Injector, Gun, Wand, and 50' 3/8-inch High Pressure Hose	250' 3/8-inch Sewer Hose, 3/8-inch Sewer Nozzle, Chemical Injector, Gun, Wand, and 50' 3/8-inch High Pressure Hose	250' 3/8-inch Sewer Hose, 3/8-inch Sewer Nozzle, SHR-300 300' Cart Hose Reel, Chemical Injector, Gun, Wand, and 50' 3/8-inch High Pressure Hose
List Price	<b>\$3,592</b>	<b>\$4,525</b>	<b>\$5,843</b>	<b>\$7,270</b>

Model	SJDDG-3011-C	SJGDG-3013-C	SJGDG-3016-C
Order No.	1.107-206.0	1.107-208.0	1.107-210.0
Includes	200' 3/8-inch Sewer Hose, 150' 1/4-inch Sewer Hose, 1/4-inch and 3/8-inch Sewer Nozzles, and SHR-300 300' Cart Hose Reel	200' 3/8-inch Sewer Hose, 150' 1/4-inch Sewer Hose, 1/4-inch and 3/8-inch Sewer Nozzles, SHR-300 300' Cart Hose Reel, Chemical Injector, Gun, Wand, and 50' 3/8-inch High Pressure Hose	250' 3/8-inch Sewer Hose, 150' 1/4-inch Sewer Hose, 1/4-inch and 3/8-inch Sewer Nozzles, SHR-300 300' Cart Hose Reel, Chemical Injector, Gun, Wand, and 50' 3/8-inch High Pressure Hose
List Price	<b>\$4,668</b>	<b>\$5,781</b>	<b>\$6,984</b>



SHR-300 Cart Reel (hose not included)



SHR-200 Hose Reel

**OPTIONAL ACCESSORIES**

Model	Order No.	Description	List Price
SHR-200HR	8.902-989.0	200' Hose Reel	\$835.00
SHR-200FP	8.902-990.0	200' Hose Reel w/ Foot Pedal	\$917.70

Model	Order No.	Description	List Price
SHR-300	8.902-985.0	300' Portable Cart Hose Reel	\$1,428.30
SFP	8.902-986.0	Foot Pedal	\$316.25

Cold Water PW  
 Hot Water PW  
 Trailers  
 Jetters  
 Accessories  
 Restoration  
 Floor Care  
 Water Treatment  
 Wash Pads

## Drain Auger: Available in a manual crank and drill adaptable models



Applicable for both indoor and outdoor small drain pipes (1-1/4" to 3"), Shark's drain augers are designed to be simple to use and easy to handle. Simply release the locking screw, insert the soft shaft into the pipe, latch the lock and rotate the handle. The metal barrel core ensures cleaner and more convenient use.

- For use in 1-1/4" to 3" pipes
- Quickly opens clogged kitchen, bathroom and laundry sinks
- Anti-twisting / anti-kinking inner core cable

Order No.	Model	Description	List Price
8.753-185.0	DSH-1	Drain Auger	\$94.46
8.753-186.0	DSP-10	Drain Auger w/ Drill Adapter*	\$186.32
8.753-184.0	DSH-3	Closet Auger	\$89.63

\*Drill not included.

## Drain Plunger: Force pump for clearing drain clogs



- Quickly and easily removes blockages in drain, toilets, sinks, baths and waste pipes
- Comes with 3 adaptors for use on different sewer lines
- Removable handle for easy and comfortable operation
- Double sided sealing lip for optimal pressure

Order No.	Model	Description	List Price
8.753-187.0	DSH-2	Drain Plunger	\$122.56

## Foot Controlled Pressure Valve:

Operators of sewer and tube cleaning equipment need both hands free to feed or retract the hose in the sewer line. Foot operated valve allows hands-free control.

### Features

- Inlet 3/8" - outlet 1/4"
- Up to 12 GPM max flow
- Up to 5000 PSI max pressure
- Brass body - stainless steel valve
- Steel cover for safety



Order No.	PSI	Description	List Price
8.902-986.0	4000	Shark SFP foot valve	\$316.25
8.710-134.0	3000	Sewer cleaner foot valve	\$129.72
8.709-972.0	5000	Foot valve w/ ST-2305*	\$325.95
8.701-657.0	-	Repair kit - foot valve	\$19.45
8.701-673.0	-	Repair kit ST-2305	\$13.82
8.711-526.0	-	Kit, 25' hose, #4.5 nozzle, foot valve	\$207.09

\* Heavy gauge steel construction for durability and stability

**ACCESSORIES | GREAT FOR PRESSURE WASHERS AND JETTERS**

**SEWER HOSE:** Super flexible sewer line hose



**H**ose and couplings have small outside diameter, allowing hose and nozzles to fit through sewer line. Sewer line has Super Tough poly-ether cover over ultra-flexible nylon tube. (1/8" sewer nozzle and hose will operate through many 1-1/2" lines) **Nozzles not included.**

- 150°F max temperature
- Nylon tube, poly-ether cover

1/8" Hose		
Order No.	Description	List Price
<b>1/8" Hose - 4800 PSI, 1/4" inlet / 1/8" outlet</b>		
8.705-601.0	1/8" x 25'	\$75.77
8.705-602.0	1/8" x 50'	\$102.15
8.705-603.0	1/8" x 100'	\$180.63

1/4" Hose		
Order No.	Description	List Price
<b>1/4" Hose - 2600 PSI, 1/4" inlet / 1/4" outlet</b>		
8.705-607.0	1/4" x 50'	\$74.03
8.705-608.0	1/4" x 100'	\$159.53
<b>1/4" Hose - 4400 PSI, 1/4" inlet / 1/4" outlet</b>		
8.705-610.0	1/4" x 50'	\$106.96
8.705-611.0	1/4" x 100'	\$199.32

**SEWER NOZZLES:** Stainless steel sewer nozzles



**Features**

- 4100 PSI max pressure
- Corrosion-resistant stainless steel
- One forward orifice
- Three rear orifices

Order No.	Nozzle / Size	List Price
8.710-905.0	1/8" / 5.0	\$16.28
8.710-906.0	1/8" / 5.5	\$16.28
8.710-907.0	1/8" / 6.0	\$16.44
8.710-908.0	1/4" / 6.5	\$17.69
8.710-909.0	1/4" / 7.0	\$17.69
8.710-910.0	1/4" / 9.5	\$17.86

**PIPE CLEANING NOZZLES:**

**T**he reverse jets on the fixed and rotary nozzles pull the hose through the tube or sewer line and blast debris from line or tube walls. Fixed nozzles also have forward orifice to blast blockage out of the way.

**Features - Standard Sewer Nozzle**

- Blast forward and back
- Clears clogs and flushes out lines
- 4200 PSI max pressure

**Features - Rotating Sewer Nozzle**

- Adds extra agitation
- 3000 PSI max pressure
- Back Jet Only



Order No.	Nozzle / Size	List Price
<b>Rotating Nozzle</b>		
8.710-899.0	1/8" / 5.5	\$48.46
8.710-898.0	1/4" / 5.5	\$48.93
8.710-900.0	1/4" / 8.0	\$49.17
<b>Duct Cleaner</b>		
8.710-887.0	1/4" / 5.5	\$47.91

Order No.	Nozzle / Size	List Price
8.710-875.0	1/8" / 5.0	\$22.91
8.710-874.0	1/8" / 5.5	\$23.18
8.710-878.0	1/4" / 4.5	\$21.87
8.710-876.0	1/4" / 5.5	\$21.87
8.710-877.0	1/4" / 6.0	\$22.73
8.710-880.0	1/4" / 7.5	\$23.18
8.710-879.0	1/4" / 8.0	\$22.28
8.710-881.0	1/4" / 12	\$22.06
8.710-885.0	3/8" / 4.0	\$48.58
8.710-884.0	3/8" / 5.5	\$46.24
8.710-886.0	3/8" / 8.5	\$48.58
8.710-883.0	3/8" / 12	\$47.16
8.710-882.0	3/8" / 14	\$47.16

\* Back jet only

**ACCESSORIES | ATTACHMENTS TO ENHANCE CLEANING EFFECTIVENESS**

**ACCESSORIES FOR KG & RG PRESSURE WASHERS:**



Complete the RG and KG pressure washer package with these popular accessories, including hoses, wands and trigger guns.

**RG:** Gasoline-powered, direct-drive for residential use

**KG:** Gasoline-powered, direct-drive

Order No.	Description	Units	List Price
9.162-320.0	Hose, 50', 3000 PSI, 22MM Ends	KG-252437 & KG-262637	\$133.92
9.162-323.0	Hose, 50', 4000 PSI, 22MM Ends	KG-313137, KG-403637, RG-364037	\$157.13
9.162-321.0	Hose, 25', 3000 PSI, Thermal Plastic, 22MM Ends	RG-232637 & RG-253037	\$32.40
9.112-017.0	Extended Trigger Gun, 4000 PSI	KG-313137 & KG-403637	\$61.60
9.112-012.0	Extended Trigger Gun, 3000 PSI	RG-232637 & RG-253037	\$16.69
9.802-220.0	Wand, 18" M22 X 1/4" Q/C	KG Series	\$25.50
9.112-527.0	Wand, 20", 4000 PSI, with Quick Connect	RG-364037	\$31.82
9.112-533.0	Wand, with Quick Disconnect	RG-232037 & RG-253037	\$8.34

**TACHOMETER / HOUR METER:**



8.904-540.0.0

- Extremely rugged and tamper-proof
- Sealed from dirt and moisture

Order No.	Description	List Price
8.904-540.0	Tachometer/Hour Meter 12VDC	\$87.61

**SHARK INDUSTRIAL SANDBLASTERS:**

For the extra-tough cleaning jobs, wet-sandblasting is the dust-free solution. Shark's sandblasters attach to a cold-water pressure washer and, using a venturi, mixes sand or other abrasive media with the high-pressure spray to create enough cleaning power to strip paint off concrete and barnacles from a ship's hull.

The sandblasting nozzle is made of tungsten carbide for long life. There are two models; a top-of-the-line steel pot (photo below on right) with tight-fitting lid, or with a probe only.

**Other features include:**

- Quick-connect coupler for ease in attaching sand probe or pot
- Valve for metering the flow of the media
- Tubed pneumatic tires for easy maneuvering

**Rating:** Super-duty

**Recommended Usage:** Heavy

**Attaches to:** Any cold-water pressure washer with minimum volume of 4 GPM



8.904-472.0

8.904-470.0

Old No.	Order No.	Description	For Each
4-011201	8.904-470.0	Sandblaster w/ Pot (carbide)	\$1,447.15
4-011211	8.904-472.0	Sandblaster w/ Probe (carbide)	\$ 925.97

**ACCESSORIES | ATTACHMENTS TO ENHANCE CLEANING EFFECTIVENESS**

## Mosmatic Surface Cleaners & Duct Cleaner

### Turbo Surface Cleaner

Delivers high-pressure performance with low maintenance for any hot or cold pressure washer. Completely stainless steel design makes this the toughest surface cleaner available in the pressure cleaning market.



- 250°F
- 4000 PSI
- 6.5lbs

Swiss engineered with high RPM Swivel features reinforced self-lubricated stainless steel ball bearings and dual spring based carbide seal bushings for long-lasting operation under tuff conditions.

Ideal for Pressure Washer Contractor to clean Walls, Ceilings, Public Facilities, Tile Floors and other hard to reach areas. Uses 1/8" meg 1503 nozzles.



- 250°F
- 4000 PSI
- 2lbs
- Inlet Ports: 3/8" NPTF

### Duct Cleaner

Designed as an accessory for use with high pressure pumps or pressure washers. Cleans Ducts, Chutes, Vents, Restaurant Exhausts, Tanks, etc.

Self rotating and feeding stainless steel triple bearing system for constant easy turning. Nozzle holders are 1/8" NPTF. Nozzles are sold separate.

### 12" Surface Cleaner

Designed for effortless cleaning of small areas including walls and angled surfaces.

High RPM swivel with integrated toggle joint and adjustable tension system.

- 250°F
- 4000 PSI
- 9lbs
- 12" SS Cover



Order No.	Description	PSI	List Price
8.749-911.0	Surface Cleaner - 12"	4000	CALL
8.712-284.0	Turbo Cleaner - 8"	4000	CALL
8.712-285.0	Toggle Joint KGK	4000	CALL
8.712-280.0	Duct Cleaner TXR-2s, Adjustable	4000	CALL
8.712-279.0	Duct Cleaner TXR-2s, Fixed	4000	CALL

## Mosmatic With Recovery - Recover water & dirt while cleaning

These surface cleaners are based off the Mosmatic 12" surface cleaning, with an added recovery system. The specially designed recovery system will allow you to recover the water and dirt from your cleaning area in one pass.

Model FL-AHB-KAU comes with a Gum Remover Scraper, and also has an optional Gum Remover Nozzle (sold separately). The special gum remover nozzle is mounted on the back of the cleaner. The right hand gun is for the surface cleaner and the left hand gun is for the gum remover, or other tough spots. The flat angle of the nozzle lifts and breaks up the gum for easy removal.



Vacuum hose not included

- 250°F
- 5000 PSI
- 21" cleaning width
- Stainless steel guard with adjustable housing
- 4 stainless steel castors for easy maneuvering in tight spaces
- Withstands up to 5000 PSI
- Gum remover nozzle\*

*\*Sold separately for model FL-AHB-KAU 520 only*

Order No.	Model	Description	PSI	List Price
8.751-299.0	FL-AH 520	Surface Cleaner w/ Recovery	5000	CALL
8.751-300.0	FL-AHB-KAU 520	Gum Remover w/ Recovery	5000	CALL
8.751-301.0		Gum Remover Nozzle*	5000	CALL

*\*Sold separately, for 8.751-300.0*

## Mosmatic Roof Cleaner

Industrial quality tool specially designed for efficient, high pressure roof cleaning while keeping the operator in a safe area.

- 21-inch
- 4000 PSI
- 250oF
- 31.9 lbs.
- Pressure gauge
- Ball valve
- Adjustable Wheels (height & width)
- Safety eye connection for rope or cable
- (2) 1/8" nozzles sold separately



Order No.	Description	List Price
8.749-910.0	Mosmatic Roof Cleaner	CALL

**ACCESSORIES | ATTACHMENTS TO ENHANCE CLEANING EFFECTIVENESS**

**NEW Rotary Surface Cleaner**



The NEW Rotary Surface Cleaner is the affordable way to clean flat surfaces fast without leaving "striping" often caused when using a wand.

**Common Uses:**

- Removes deposits, mass, algae, fuel, oil and grease from flat surfaces such as drive through pads, boat ramps, tennis courts, roofs, pools, decks, walkways, factory floors, semi trailer floors, fishing docks and loading docks.
- Cleaning stubborn stains from asphalt and concrete surfaces
- Disinfection for the highest hygiene demands in saunas, bathroom areas and in the catering/restaurant industries
- Great for cleaning driveways and sidewalks!

**Benefits:**

- Huge time savings
- Easy, effortless work
- Substantially lower cost (especially saves on labor cost)
- Visibly greater cleanliness
- Use with hot or cold water
- Circular design allows a zero wall clearance
- Hover action (cleaner floats above ground)
- Eliminates streaking and fatigue

Available in 21" and 24" size models

**Specs:**

- 2000 - 4000 PSI
- 3.0 - 8.0 GPM
- 212°F Max Temp
- 2500 Max RPM
- Weight: 26 lbs (21")  
29 lbs (24")

**Comparison Chart**

The following comparison chart shows the typical time taken to clean a typical driveway (37 sq. meter).

Attachment	Time
Rotary Surface Cleaner	10 min.
Standard Spray Nozzle	80 min.

Order No.	Description	List Price
<b>8.753-572.0</b>	21" Surface Cleaner (A+SC21)	\$760
<b>8.753-573.0</b>	24" Surface Cleaner (A+SC24)	\$850

**Cyclone Rotary Surface Cleaner**



The "Cyclone" rotary surface cleaner can be used with most hot and cold water washers. It reduces overspray and zebra striping. Great for warehouse floors, sidewalks, pool decks, parking lots, etc.

- 4-10 GPM
- 2000 - 3500 PSI
- 200°F
- Polyethylene housing
- Collapsible handle
- Pneumatic tires
- 20" diameter surface cleaning
- Up to 5 gpm
- Weight: 35 lbs

Order No.	Description	List Price
<b>8.903-608.0</b>	"Cyclone" Surface Cleaner	\$1,224

**Whisper Wash Flat Surface Cleaners**

**The "Maxima 36"**

- Portable Breakaway Handle
- 212°F
- 4-10 GPM
- 2500 RPM
- Dimensions:  
Cover: 36"  
Handle: 77"
- Weight 37 lbs



Order No.	Description	List Price
<b>8.710-089.0</b>	Maxima 36 Surface Cleaner	\$2,228.25

**The "Big Guy"**

- Powder coated aluminum housing
- Oversized, self-lubricating twin thrust bearings
- Choice of 2 or 4 nozzles
- 10" pneumatic tires, 4" caster
- Crafted with durable stainless steel & aircraft aluminum
- 212°F
- 4-10 GPM
- Dimensions:  
28" x 44" x 12"
- Weight 48 lbs



Order No.	Description	List Price
<b>8.710-074.0</b>	Whisper Wash Big Guy 2 Nozzles	\$1,780.92
<b>8.710-075.0</b>	Whisper Wash Big Guy 4 Nozzles	\$1,860.77
<b>8.750-604.0</b>	Swivel, Complete Big Guy & Classic	\$ 553.19
<b>8.701-879.0</b>	Repair Kit, Seal, Big Guy & Classic	\$ 79.37
<b>8.701-874.0</b>	Spraybar, 4 Nozzle, Big Guy	\$ 164.91
<b>8.701-876.0</b>	Spraybar, 2 Nozzle, Big Guy	\$ 162.06

**The Ultra Clean HC**

- ABS Housing
- 2" nylon brush
- Powder coated handle
- 185°F
- 3-6 GPM
- Dimensions: 16" x 43" x 9"
- Weight 19 lbs



Order No.	Description	List Price
<b>8.710-071.0</b>	Whisper Wash Ultra Clean HC	\$963.11

**The Classic**

- Portable breakaway handle
- ABS Housing
- 2" nylon brush
- 212°F
- 4-10 GPM
- Dimensions:  
19" x 77" x 12"
- Weight 28 lbs



Order No.	Description	List Price
<b>8.710-073.0</b>	Whisper Wash Classic	\$1,516.61
<b>8.750-604.0</b>	Swivel, Complete Big Guy & Classic	\$ 553.19
<b>8.701-879.0</b>	Repair Kit, Seal, Big Guy & Classic	\$ 79.37



**ACCESSORIES | ATTACHMENTS TO ENHANCE CLEANING EFFECTIVENESS**

**HIGH-PRESSURE HOSE:** Made of abrasion-resistant, steel-wire braid



**S**hark's easy-to-identify hose is made of the highest quality. Tested to ISO 6945 / DIN 20024, it has proven to have up to seven times more abrasion resistance than other brands yet is 20% more flexible.

**Features**

- Maximum-strength Class A ORS
- 20% More flexible than other brands
- Unique high-endurance wire braid

Order Number	PSI Rating	Hose Length	Wire Braid	Inside Diameter	Hose Color	Hose Guard Color	List Price
<b>A</b> 8.739-124.0	4000	25 ft.	Single	3/8"	Black	Black	\$49.93
8.739-021.0	4000	50 ft.	Single	3/8"	Black	Black	\$91.52
8.739-066.0	5800	50 ft.	Double	3/8"	Black	Red	\$118.54
8.739-224.0	5000	50 ft.	Double	3/8"	Black	Red	\$107.07
8.739-226.0	5000	100 ft.	Double	3/8"	Black	Red	\$198.22
<b>B</b> 8.740-260.0	4500	50 ft.	Double	3/8"	Blue	Red	\$167.41
8.739-210.0	4500	100 ft.	Double	3/8"	Blue	Red	\$314.21
<b>C</b> 8.711-722.0*	4500	50 ft.	Double	3/8"	Blue	Red	\$178.42

\*Equipped with coupler and nipple

Blue hoses are non-marking

**HOSE REELS:** Revolutionary 360° swivel design makes for easy handling



**T**he Shark pivot hose reel features a sturdy, lockable, 360° swivel design so it is always aligned with the hose for tangle-free pressure washing. There are two types: pivot and standard (non-pivot). All are rated at 5000 PSI and 325°F to meet maximum limits of standard 3/8-inch high-pressure hoses. Reels range in three sizes to handle 100, 200 or 400 feet of high-pressure hose and carry a two-year warranty. Features include: stainless steel rotor and dual seal swivel, "flip-over" hose guide, spring-action pin to prevent slippage when winding hose and easy-to-engage cam-lever brake. It is the standard in the industry!

**Features**

- Rugged steel with all-weather powder coat finish
- 2-year, leak-free warranty
- Flip-over' hose guide for protection against injury
- Spring-action stainless steel pin prevents slippage
- Hard-pull protection

Old No.	Order No.	Description	Hose Capacity	List Price
<b>A</b>	8.750-485.0*	Pivot reel, 360° swivel	for 100 ft. of 3/8" hose	\$336.40
	8.750-482.0*	Pivot reel, 360° swivel	for 200 ft. of 3/8" hose	\$375.20
<b>B</b>	4-02755030	E-ZEE Reel, non-pivot	for 100 ft. of 3/8" hose	\$103.02
<b>C</b>	8.750-476.0*	Hose Reel, non-pivot	for 100' of 3/8" hose	\$257.80
	8.750-479.0*	Hose Reel, non-pivot	for 200' of 3/8" hose	\$270.40
	4-02043505C	Jumper Connection Hose Connects hose reel to pressure washer Fits all Shark hot water models	5 ft. of 3/8" hose	\$35.27
<b>D</b>	4-02750001	8.711-858.0* Cox hose reel	for 175 ft. of 3/8" hose	\$432.60

\* Mounting bracket, jumper hose and connections not included. See next page for mounting brackets.

For best results on optional hose reels, view options listed under specific machines


**ACCESSORIES | ATTACHMENTS TO ENHANCE CLEANING EFFECTIVENESS**

**HOSE REEL MOUNTING BRACKETS:**



Order No.	Description	Use With	List Price
8.919-441.0	45° Support Arm	Non-Pivot Hose Reel	\$23.42
8.919-445.0	90° Support Arm	Non-Pivot Hose Reel	\$22.64
8.919-448.0	Vertical Support Arm	Non-Pivot Hose Reel	\$23.16
8.919-072.0	Bracket for SGP Machines	Non-Pivot Hose Reel	\$53.25
9.803-841.0	Bracket for STP Machines	E-ZEE Hose Reel ONLY	\$54.98
8.919-430.0	Universal Support Bracket	Pivot Hose Reel	\$73.16
8.919-437.0	Wall Mount Bracket	Pivot Hose Reel	\$33.29
8.919-434.0	Base Mount Bracket	Pivot Hose Reel	\$36.58
8.919-794.0	Skid Pivot Mount Bracket	Pivot Hose Reel	\$99.00

**TRIGGER GUNS:** Insulated, ergonomic design reduces buzzing in hands



Shark offers the highest quality trigger guns able to withstand pressures of up to 5000 PSI. All are insulated and feature a fatigue-free design for reducing the strain and numbing effect of continuously operating a pressure washer.

**Features**

- Insulated for operator protection
- Fatigue-free design to alleviate numbing effect of continuous power washing

	Order No.	PSI	GPM	Temp Rating	List Price
A	8.751-214.0	4500	12	300°F	\$ 35.80
	8.710-384.0	5000	10.4	300°F	\$ 40.43
B	8.710-394.0	5000	10	300°F	\$ 47.20
C	8.711-339.0*	5000	7.6	320°F	\$217.33
	8.750-247.0	4000	7	250°F	\$ 24.29

\*Includes gun, wand and coupler for use with 5000 PSI pressure washers

Order No.	Description	Use With	List Price
8.750-953.0	Repair Kit		\$19.41

**DUMP GUNS:** Water continues to run through the tube even when trigger gun is closed



Shark dump guns are great for cleaning stadiums or if you need to leave pressure washer in extended bypass.

**Features**

- PSI: 3000; GPM: 10.5
- Temp: 140°F

Order No.	Length	PSI	GPM	Temp Rating	List Price
8.710-405.0	16"	3000	10.5	140°F	\$107.24
8.710-406.0	40"	3000	10.5	140°F	\$121.26
8.704-169.0	Dump Gun Repair Kit				\$ 25.00

**ACCESSORIES | ATTACHMENTS TO ENHANCE CLEANING EFFECTIVENESS**

**WANDS:** Stainless steel and chrome plated for point-and-shoot action




There is a Shark wand to meet every cleaning need. There are both stainless steel and economical chrome-plated models for both the variable pressure and straight through wands with lengths ranging from 30 to 79-inches.

**Features**

- Easy to attach
- Stainless steel or chrome-plated
- Varying lengths up to 79 inches

	Order No.	Length	Functionality	Made Of	Insulated	Coupler	List Price
A	8.783-039.0	30"	Side Handle	Chrome Plated	No	Yes	\$17.34
A	9.802-219.0	36"	Side Handle	Chrome Plated	No	Yes	\$32.31
A	8.783-040.0	44"	Side Handle	Chrome Plated	No	Yes	\$19.71
B	9.802-222.0	36"	Variable Pressure	Chrome Plated	Yes	Yes	\$87.56
C	8.711-279.0	31"	Straight Through	Stainless Steel	No	No	\$16.01
c	8.711-281.0	40"	Straight Through	Stainless Steel	No	No	\$26.81
C	8.711-290.0	72"	Straight Through	Stainless Steel	No	No	\$32.72
D	9.803-805.0	35.5"	Straight Through	Stainless Steel	Yes	Yes	\$34.89

**TELESCOPING WAND:** Extends cleaning reach to as high as 24 feet



Reaching high places with a pressure washer just got easier with Shark's telescoping wand. Made of light-weight fiberglass and aluminum, it's the easiest handling extension wand on the market for cleaning multi-story buildings at heights of up to 24-feet and at up to 3000 PSI.

**Features**

- Extends up to 24 feet
- Light and balanced for ease in cleaning
- Made of fiberglass and aluminum
- For use up to 300°F

	Order No.	Description	Length	List Price
	8.710-589.0	Telescoping wand with shut-off gun, 4000 PSI	6 - 12 ft.	\$189.33
	8.710-590.0	Telescoping wand with shut-off gun, 4000 PSI	6 - 18 ft.	\$209.89
	8.710-591.0	Telescoping wand with shut-off gun, 4000 PSI	6 - 24 ft.	\$255.90
	8.700-059.0	Telescoping wand shoulder strap and belt		\$ 47.03

**GUN, LANCE AND HOSE KITS:** Used with RG & KG cold water pressure washers



Order No.	Description	List Price
9.802-223.0	Insulated Lance w/ Gun	\$51.64
9.802-220.0	Lance w/ Coupler (not shown)	\$25.50
8.711-285.0	Lance w/ #3 Hi/Low Varifan Nozzle	\$30.73
8.711-531.0	1/4" x 25' Thermoplastic Hose, 22mm both ends	\$43.07



**ACCESSORIES | ATTACHMENTS TO ENHANCE CLEANING EFFECTIVENESS**

**GUN, LANCE AND HOSE KITS:** Used with DD & DG cold water pressure washers



**Kit 1 - 3000 PSI Includes:**

- Teflon Tape
- Hose, 3000 PSI 3/8 x 50', R1, SoxSw
- QC Nozzle, SS 1/4" #4.0x15
- Coupler, 3/8" Female brass
- Wand, 18" M22 x 1/4" QC
- Gun, S2 3/8" inlet, Lance w/M22 coupler

**Order No:** 8.903-454.0

**List Price:** \$230.49

**Kit 2 - 5000 PSI Includes:**

- Teflon Tape
- Hose, 5000 PSI 3/8 x 50', R2, SoxSw
- QC Nozzle, SS 1/4" #4.0x15
- Coupler, 3/8" Female brass
- Wand, 18" M22 x 1/4" QC
- Gun, S2 3/8" inlet, Lance w/M22 coupler

**Order No:** 8.903-455.0

**List Price:** \$256.42

**QUICK COUPLERS:** The fast and easy way to attach wands and nozzles

Shark quick couplers are the easy way to attach high-pressure nozzles and hoses. Couplers are made of brass and withstand pressures of up to 3500 PSI. Nipples are a zinc-plated, hardened steel also rated for up to 3500 PSI.

**Features**

- Precision design
- For spray pressure of up to 3500 PSI
- Made of rust-free materials



A	Order No.	Size	Function	Thread	List Price	B	Order No.	Size	Function	Thread	List Price
	9.802-164.0	1/4"	Coupler	Female	\$4.10		8.707-136.0	1/4"	Nipple	Female	\$0.99
	9.802-165.0	1/4"	Coupler	Male	\$4.10		8.707-139.0	1/4"	Nipple	Male	\$1.00
	9.802-166.0	3/8"	Coupler	Female	\$4.80		9.802-170.0	3/8"	Nipple	Female	\$1.24
	9.802-169.0	3/8"	Coupler	Male	\$4.80		9.802-171.0	3/8"	Nipple	Male	\$1.23

Order No.	Description	List Price
8.902-421.0	Two Gun Tee Coupler	\$38.11



**PARTS BOX:** Quick access to the most commonly used replacement parts for Shark pressure washers

Keep replacement parts at the tip of your fingers with the Shark Parts Box. It includes an assortment of the most commonly used replacement parts conveniently sorted in a heavy-duty tote box. (Individual parts in the box are listed below with costs.)

**List Price: \$348.54**  
 Order No. 8.903-421.0

Old No.	Order No.	Description	List Price For Each	Quantity Per Kit	Old No.	Order No.	Description	List Price For Each	Quantity Per Kit
2-2000	9.802-164.0	1/4" Female Quick Coupler	\$4.10	4	4-12803515	9.802-292.0	3.5 15° Spray Nozzle	\$5.12	4
2-2001	9.802-165.0	1/4" Male Quick Coupler	\$4.10	4	4-12804015	9.802-296.0	4.0 15° Spray Nozzle	\$5.17	4
2-2002	9.802-166.0	3/8" Female Quick Coupler	\$4.80	4	4-12804025	9.802-297.0	4.0 25° Spray Nozzle	\$5.12	4
2-2003	9.802-169.0	3/8" Male Quick Coupler	\$4.80	4	4-16540	9.802-311.0	65° Soap Nozzle	\$4.16	4
2-2006	9.802-170.0	3/8" Female Plug	\$1.24	4	2-10942	9.802-146.0	Inlet Swivel with Strainer	\$6.00	1
2-1902	9.804-016.0	Water Inlet Strainer	\$0.50	4	2-2007	9.802-171.0	3/8" Male Plug	\$1.23	4
2-0121	9.802-100.0	3/8" HNBR O-Ring	\$0.57	20	2-3409	9.802-192.0	Rupture Disk	\$44.68	1
2-0119	9.802-096.0	1/4" HNBR O-Ring	\$0.53	20	2-30082	9.802-182.0	1/2" Thermal Relief Valve	\$8.38	2
4-12803015	9.802-288.0	3.0 15° Spray Nozzle	\$5.12	4	2-1904	9.802-160.0	Detergent Tube Strainer	\$2.71	4
4-12803025	9.802-289.0	3.0 25° Spray Nozzle	\$5.12	4					

**ACCESSORIES | ATTACHMENTS TO ENHANCE CLEANING EFFECTIVENESS**

**TWIST SEAL COUPLERS:** Allow U.S. standard hose to connect to European (22mm) fittings



Order No.	Description	List Price
8.709-522.0	1/4" FPT	\$6.21
8.709-530.0	3/8" FPT	\$6.39
9.802-173.0	1/4" MPT	\$7.18
8.709-526.0	3/8" MPT	\$6.62

**O-RINGS:**



Order No.	Description	List Price
8.706-703.0	O-Rings 6-1/4" & 4-3/8" (Packaged)	\$10.34
9.802-096.0	O-Rings, 1/4" (Individual)	\$0.53
9.802-100.0	O-Rings, 3/8" (Individual)	\$0.57

**FUEL FILTER / WATER SEPARATOR:**



Order No.	Description	List Price
8.725-306.0	Complete Unit	\$59.19
8.725-307.0	Element Only	\$18.70

**TEST GAUGES:** Monitor operational pressure and temperature



These high-quality gauges attach to various components on the pressure washer to monitor fuel or water pressure as well as water temperature for maintenance purposes.

**Features**

- Quick couples to discharge
- Glycerin filled gauges

	Order No.	Description	PSI	List Price
<b>A</b>	8.712-208.0	Pressure Gauge Kit	0-5000	\$29.28
<b>B</b>	8.904-558.0	Pressure/Temperature Test Set	0-5000	\$99.41

**UNLOADERS:** Relieve line pressure in bypass mode



Order No.	Description	List Price
9.175-018.0	Universal Unloader	\$116.62
9.803-899.0	Unloader for Legacy pumps GG, GD, GE	\$103.35
9.803-900.0	Unloader for Legacy pumps GM, GS	\$122.74

Cold Water PW

Hot Water PW

Trailers

Jetters

Accessories

Restoration

Floor Care

Water Treatment

Wash Pads

## STANDARD NOZZLES: Replacements for Shark pressure washers



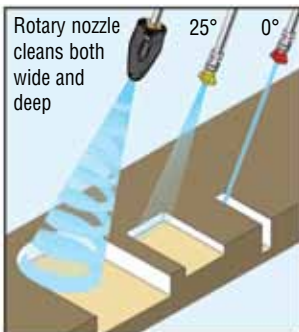
**M**ake sure you ask for genuine Shark replacement nozzles. Made of hardened stainless steel and color-coded for ease of selecting, these nozzles come in convenient bubble packs containing the four most commonly used fan sprays: 0°, 15°, 25° and 40° plus a soap nozzle.

### Features

- Packets: 4 high-pressure, 1 soap nozzle
- Made of hardened stainless steel
- Color-coded for ease in selecting

Order No.	Size	Description of Package Contents	List Price
8.708-719.0	3	SET OF 5: 0°, 15°, 25°, 40°, Soaper	\$29.85
9.104-014.0	3.5	SET OF 5: 0°, 15°, 25°, 40°, Soaper	\$29.85
8.708-721.0	4	SET OF 5: 0°, 15°, 25°, 40°, Soaper	\$29.85
9.104-015.0	4.5	SET OF 5: 0°, 15°, 25°, 40°, Soaper	\$29.85
8.708-723.0	5	SET OF 5: 0°, 15°, 25°, 40°, Soaper	\$29.85
8.708-724.0	5.5	SET OF 5: 0°, 15°, 25°, 40°, Soaper	\$29.85
8.708-725.0	6	SET OF 5: 0°, 15°, 25°, 40°, Soaper	\$29.85
8.711-267.0	7	SET OF 5: 0°, 15°, 25°, 40°, Soaper	\$29.85

## ROTARY NOZZLES: Legacy's Revolution attaches to all pressure washers



Rotary nozzle cleans both wide and deep

**T**he Legacy Revolution rotary nozzle is rated for up to 4350 PSI at 185°F. Turning at an astounding 4000 RPM, the Revolution delivers faster and deeper cleaning action for the price of a 3000 PSI rotary nozzle.

### Features

- Greater cleaning power
- Longer operating life
- Extra durable and versatile

Nozzles			
Order No.	Orifice	PSI	List Price
9.302-242.0	3.5	4350	\$88.76
9.302-243.0	4.0	4350	\$89.63
9.302-244.0	4.5	4350	\$89.63
9.302-245.0	5.0	4350	\$89.63
9.302-246.0	5.5	4350	\$89.63
9.302-247.0	6.5	4350	\$88.76
9.302-248.0	7.0	4350	\$88.76
9.302-249.0	10.0	4350	\$88.76

Repair Kits		
Order No.	Orifice	List Price
2.884-972.0	3.5	\$44.53
2.883-824.0	4.0	\$64.53
9.302-231.0	4.5	\$43.26
2.883-823.0	5.0	\$57.00
2.883-822.0	5.5	\$58.00
9.302-234.0	6.5	\$43.26
2.884-974.0	7.0	\$57.00
2.884-975.0	10.0	\$58.00

## NOZZLE FILTER: Protects rotary nozzle from being damaged by debris



**T**his nozzle filter, with its 100-mesh screen, is attached between the rotary nozzle (see listing above) and the wand to filter out and prevent debris from damaging the ceramics in the rotary nozzle thus extending the life of the rotary nozzle. It is rated to handle flow pressure of up to 5000 PSI.

### Features

- 1/4" MPT outlet
- 300°F maximum temperature
- 100-mesh screen

Order No.	Made Of	Inlet	Outlet	List Price
8.710-149.0	416 Stainless Steel	1/4-inch QC	1/4-inch MPT	\$20.82

**DETERGENTS:** Formulated for safe, fast and effective cleaning



Shark Detergents are highly concentrated and made with non-butyl blend of ingredients formulated to provide a non-caustic, low-foaming detergent for a broad range of uses on many surfaces. All detergents are engineered specifically to be metered through a hot- or cold-water pressure washer with a high dilution ratio, making the cost-in-use very economical. Plus, all Shark detergents are biodegradable.

**House, Deck & Fence Wash**

Ideal for general purpose cleaning around a home or shop, including exterior walls, decks, driveways, and roofs. It is also effective in cleaning machinery, equipment, cars, RVs, and trucks. House & Deck Wash is safe for cleaning indoors or outdoors, buildings and food plants.

Part Number	Contents	Ship Weight	List Price
8.698-021.0	Case of 4 x 1-Gallon Jugs (Liquid)	38 lbs	\$128
8.698-022.0	Case of 12 x 1.5-Lb. Jars (Powder Concentrate)	22 lbs	\$248

**Vehicle Wash**

Designed to quickly and effectively remove dirt, grime, grease and road film from all types of road vehicles. Vehicle Wash is ideal for vehicle wash facilities where it can be used on tractor-trailers, heavy equipment, shop floors, metal or plastic tanks, RVs, trucks, and autos.

*\*Corrosive - hazmat product, additional shipping fees may apply, cannot be shipped via air freight.*

Part Number	Contents	Ship Weight	List Price
8.698-024.0	Case of 4 x 1-Gallon Jugs (Liquid)	38 lbs	\$128

**Degreaser - Concrete Wash**

Formulated to wet, penetrate, and suspend soil, oils and grease for faster, more thorough cleaning effectiveness. Degreaser-Concrete can be used safely on many surfaces, including aluminum, stainless steel, glass, plastic, paint and even fine automotive paint finishes. Ideal for cleaning engines, motors, heavy equipment, farm implements and other objects with high grease content. It is also safe and effective for use on cars, RVs, drilling rigs, mining equipment, trucks and buses, as well as in buildings and food plants.

*\*Corrosive - hazmat product, additional shipping fees may apply, cannot be shipped via air freight.*

Part Number	Contents	Ship Weight	List Price
8.698-023.0	Case of 4 x 1-Gallon Jugs (Liquid)	39 lbs	\$128

**General Purpose Cleaner**

General Purpose Cleaner can be used safely on virtually every surface, including aluminum, stainless steel, glass, plastic, paint and fine automotive paint finishes. Ideal for general purpose cleaning around a home or shop, including exterior walls, decks, driveways, and roofs. It is also effective in cleaning machinery, equipment, cars, RVs, and trucks. All-Purpose Cleaner is safe for cleaning indoors or outdoors.

Part Number	Contents	Ship Weight	List Price
8.698-025.0	Case of 4 x 1-Gallon Jugs (Liquid)	38 lbs	\$128
8.698-026.0	Case of 12 x 1.5-Lb. Jars (Powder Concentrate)	22 lbs	\$252



## ACCESSORIES | PRESSURE WASHING DETERGENTS

Cold Water PW  
Hot Water PW  
Trailers  
Jetters  
Accessories  
Restoration  
Floor Care  
Water Treatment  
Wash Pads

### Aluminum Brightener (KD-460)

An extra-strength, acid-based, aluminum brightener designed to tackle the toughest cleaning of truck trailers, aluminum wheels and for preparing aluminum for painting. Do NOT use on glass, polished aluminum or anodized aluminum. It uses ammonium bifluoride, not hydrofluoric acid, and is non-fuming, yet effective in removing grease, oils, baked-on carbon and diesel smoke.



Part Number	Contents	Ship Wt	List Price
9.803-746.0	5-Gallon Pail	50 lbs	\$30
9.803-747.0	55-Gallon Drum	537 lbs	\$241

### Polished Aluminum Cleaner (KD-480)

A concentrated, non-etching detergent formulated to quickly penetrate and remove grease, grime, dirt, road film and welding smut from polished aluminum and stainless steel surfaces.



Part Number	Contents	Ship Wt	List Price
9.803-748.0	5-Gallon Pail	48 lbs	\$62
9.803-749.0	55-Gallon Drum	521 lbs	\$524

### Acid-Based Coil Cleaner (KD-420)

A powerful, acid-based coil cleaner that effectively attacks rust and hard water deposits in pressure washer hot water coils. It does not contain mineral acids, such as hydrochloric (muriatic), sulfuric and hydrofluoric acids that are commonly used in other coil conditioners and is formulated so it can safely pass through a pressure washer without damaging the high-pressure pump. Do NOT use on aluminum or tin.



Part Number	Contents	Ship Wt	List Price
9.803-742.0	Case of 12 x 2-lb (powder concentrate)	28 lbs	\$142

### Pump Guard

Pump Guard provides freeze protection down to -25°F. Environmentally friendly, it's specifically formulated to prolong the life of your pressure washer by protecting it from corrosion, premature wear and freezing (down to -25° F).



Part Number	Contents	Ship Wt	List Price
9.558-998.0	16-ounce	1 lbs	\$9

### Graffiti Removers

Easy to apply liquid formulas with deep penetrating action designed to remove graffiti from a variety of surfaces.



Part Number	Contents	Ship Wt	List Price
8.749-828.0	Brick, Masonry & Concrete Cleaner (5-Gal cube)	45 lbs	\$449
8.749-833.0	Metal Saver (case of 4 x 1-Gal jugs)	34 lbs	\$137
8.749-834.0	Metal Saver (5-Gal cube)	45 lbs	\$569
8.749-829.0	Sign Saver (case of 12 x 1-Qt bottles)	27 lbs	\$148
8.749-830.0	Sign Saver (case of 4 x 1-Gal jugs)	34 lbs	\$161
8.749-831.0	Sign Saver (5-Gal cube)	45 lbs	\$554





**RESTORATION PRODUCTS**

**Low Amp Air Mover**



- 1/3 hp
- Low 2.6 amp draw
- Built-in carpet clip
- Convenient carry handle
- Impact Resistant Roto-Molded Housing
- ETL certified to UL safety standards

Order No.	Description	List Price
1.004-051.0	Low Amp Air Mover	\$255.95

**Airmover 3 & Windhandler 3 Blowers**



- 1/2 hp
- Built-in carpet clip
- Up to 3,000 cfm for fast drying
- Windhandler includes upright handle and transport wheels
- 3 speeds of air movement
- ETL certified to UL safety standards

Order No.	Description	List Price
1.004-027.0	Airmover 3	\$264.28
1.004-015.0	Windhandler 3	\$299.98

**Triad Air Mover**

Triad refers to Triple Advantage, which combines high-performance, ergonomics, and space savings.

- Low 1.48 amp draw
- Slim design allows easy transportation
- 3 standable positions
- Optimized CFM, static pressure and air velocity
- 55% more efficient in performance/amp than competitors
- Ductable intake and exhaust



Order No.	Description	List Price
1.004-035.0	Triad Air Mover	\$471.86

**Triad AFD**

The Triad AFD is easily portable and offers the best space maximization. It delivers the highest CFM/Air exchange performance in it's class with no increase in power requirements.

- Removes at least 99.97% of airborne particles
- Highest CFM/air exchange performance in its class
- Removes smoke and odors
- Low 1.48 amp draw
- Multifunctional capabilities



Order No.	Description	List Price
1.007-902.0	Triad AFD Air Mover	\$777.50

**Trident Dehumidifier**

Produces up to 110 pints per day AHAM for large restoration jobs. Powerful blower motor delivers 350 CFM, and thermostat controlled defrost ensures performance and efficiency. Ductable intake and exhaust provides drying versatility.



- Produces up to 110 pints/day AHAM
- Delivers 350 CFM
- Thermostat controlled defrost ensures performance and efficiency
- Ductable intake and exhaust
- Easy cleaning and maintenance

Order No.	Description	List Price
1.007-900.0	Trident Dehumidifier	\$2,498.75

**Crusader LGR Dehumidifier**

The Crusader LGR (Low Grain Refrigerant) dehumidifier offers the durability and performance for the most challenging of jobs.



- Produces 75 pints/day AHAM or 95 pints/day AHAM
- Thermostat controlled defrost ensures performance and efficiency
- Built-in LCD display controller
- 30' of drain hose
- Quick and easy set up, user-friendly controls

Order No.	Description	List Price
1.007-905.0	Crusader 75 (75 pints per day at AHAM)	\$1,375.50
1.007-906.0	Crusader 95 (95 pints per day at AHAM)	\$1,725.50



Cold Water PW  
 Hot Water PW  
 Trailers  
 Jetters  
 Accessories  
 Restoration  
 Floor Care  
 Water Treatment  
 Wash Pads

# 2014 SHARK PRICE LIST

PH: 800.771.1881 • EMAIL: Sales@SharkPW.com



**FOR CONSTRUCTION AND RENTAL MARKETS ONLY**

**CHARIOTS | STAND-ON FLOOR CARE EQUIPMENT**

Cold Water PW

Hot Water PW

Trailers

Jetters

Accessories

Restoration

Floor Care

Water Treatment

Wash Pads

## CHARIOT iSCRUB 20: 20" Stand-On Floor Scrubber



- 50% more productive than conventional walk-behind scrubbers!
- Tight turning radius - 48"
- Aqua-Mizer technology saves on water and solution
- models feature an external fill port for quick access to fill solution tank

Order No.	Description	List Price
-----------	-------------	------------

### 20" iSCRUB w/ 21A On-Board Batter Charger

9.840-811.0	3-12V / 130 A/H batteries w/ pad driver	\$7,922.85
9.840-813.0	3-12V / 114 A/H AGM batteries w/ pad driver	\$8,602.77
9.840-815.0	3-12V / 130 A/H batteries w/ poly brush	\$7,922.85
9.840-817.0	3-12V / 114 A/H AGM batteries w/ poly brush	\$8,602.77

### 20" iSCRUB DELUXE w/ 21A On-Board Batter Charger

9.840-901.0	3-12V / 114 A/H AGM batteries w/ pad driver	\$9,042.42
9.840-905.0	3-12V / 114 A/H AGM batteries w/ poly brush	\$9,042.42

## CHARIOT 2 iSCRUB 22: 22" Cylindrical Stand-On Scrubber



- Cylindrical counter-rotating brushes incorporate sweeping and brushing in one pass
- 10-gallon solution and recovery tanks
- Outside fill port
- Ships with white brushes

Order No.	Description	List Price
-----------	-------------	------------

9.840-938.0	3-12V / 130 A/H batteries, automatic charger	\$10,714.52
9.840-940.0	3-12V / 114 A/H AGM batteries	\$11,857.00
9.840-941.0	3-12V / 114 A/H batteries w/ on-board charger	\$12,089.10

**\*\* MANY OTHER SIZES AND CONFIGURATIONS AVAILABLE CALL FOR DETAILS \*\***

## CHARIOT 3 iSCRUB 26: 26" Stand-On Scrubber



- More than 2 times the productivity of walk-behind scrubbers!
- EcoMode and EcoPlus Mode offers quiet cleaning
- Aqua-Mizer technology saves on water and solution
- Easy to transport - fits in an elevator

Order No.	Description	List Price
-----------	-------------	------------

### Chariot 3 26" iSCRUB w/ On-Board Battery Charger

9.841-012.0	205 A/H batteries w/ poly brush	\$13,146.33
9.841-011.0	225 A/H batteries w/ poly brush	\$13,377.98
9.841-013.0	234 A/H AGM batteries w/ poly brush	\$14,999.55
9.841-147.0	205 A/H batteries w/ pad driver	\$13,146.33
9.841-146.0	225 A/H batteries w/ pad driver	\$13,377.98
9.841-148.0	234 A/H AGM batteries w/ pad driver	\$14,999.55

### Chariot 3 26" iSCRUB w/ Chemical Metering and On-Board Battery Charger

9.841-044.0	205 A/H batteries w/ poly brush MC	\$14,015.03
9.841-043.0	225 A/H batteries w/ poly brush MC	\$14,246.68
9.841-045.0	234 A/H AGM batteries w/ poly brush MC	\$15,868.25
9.841-155.0	205 A/H batteries w/ pad driver MC	\$14,015.03
9.841-154.0	225 A/H batteries w/ pad driver MC	\$14,246.68
9.841-156.0	234 A/H AGM batteries w/ pad driver MC	\$15,868.25

## CHARIOT 3 iSCRUB 26 SP: 26" Stand-On Scrubber



- More than 2 times the productivity of walk-behind scrubbers!
- EcoMode and EcoPlus Mode offers quiet cleaning
- Aqua-Mizer technology saves on water and solution
- Easy to transport - fits in an elevator

Order No.	Description	List Price
-----------	-------------	------------

### Chariot 3 26" SP iSCRUB w/ On-Board Battery Charger

9.841-018.0	205 A/H batteries	\$14,536.25
9.841-017.0	225 A/H batteries	\$14,767.90
9.841-019.0	234 A/H AGM batteries	\$16,389.47

### Chariot 3 26" iSCRUB w/ Chemical Metering and On-Board Battery Charger

9.841-050.0	205 A/H batteries MC	\$15,404.95
9.841-049.0	225 A/H batteries MC	\$15,636.60
9.841-051.0	234 A/H AGM batteries MC	\$17,258.17

#### CHARIOT 2 iGLOSS 20: Small Platform Burnisher



- 20-inch, 2000 rpm burnisher
- Offers smaller Chariot platform maneuverability and productivity
- Patent-pending spring-loaded weighted pad
- Available in passive or active dust control

Order No.	Description	List Price
-----------	-------------	------------

##### Chariot 2 20" iGLOSS w/ PASSIVE Dust Control

9.841-074.0	3-12V / 130 A/H batts, automatic charger	\$9,160.02
9.841-075.0	3-12V / 114 A/H AGM batts, automatic charger	\$10,221.33
9.841-076.0	3-12V / 114 A/H AGM batts, on-board charger	\$10,592.60
9.841-080.0	3-12V / 225 A/H batts, automatic charger	\$10,537.93
9.841-081.0	3-12V / 234 A/H AGM batts, automatic charger	\$12,595.45
9.841-082.0	3-12V / 234 A/H AGM batts, on-board charger	\$12,932.12

##### Chariot 2 20" iGLOSS w/ ACTIVE Dust Control

9.841-086.0	3-12V / 225 A/H batts, automatic charger	\$11,908.37
9.841-087.0	3-12V / 234 A/H AGM batts, automatic charger	\$12,932.12
9.841-088.0	3-12V / 234 A/H AGM batts, on-board charger	\$13,274.82

#### CHARIOT iGLOSS: Large Platform Burnisher



- 20-inch, 2600 rpm burnisher
- Flexible pad driver
- Toggle switch to lower burnisher deck
- Dust control system
- On-board storage compartment

Order No.	Description	List Price
-----------	-------------	------------

##### 20" iGLOSS

9.840-046.0	3-12V / 205 A/H batts, 36V/21A C175 automatic charger	\$14,419.02
9.840-047.0	3-12V / 225 A/H batts, 36V/21A C175 automatic charger	\$14,787.43
9.840-045.0	3-12V / 234 A/H AGM batts, 36V/21A dual mode automatic charger	\$15,820.53

##### 20" iGLOSS w/ PRODUCTIVITY PLUS VALUE PACK (comes w/ 2 battery packs)

9.840-050.0	2 x 3 pack-12V / 205 A/H batts, 36V/21A C175 automatic charger	\$17,759.33
9.840-051.0	2 x 3 pack-12V / 225 A/H batts, 36V/21A C175 automatic charger	\$18,127.73
9.840-049.0	2 x 3 pack-12V / 234 A/H AGM batts, 36V/21A dual mode automatic charger	\$20,396.87

#### CHARIOT iVAC: 24" or 34" Stand-On HEPA Vacuum



- Vacuums carpet, tile, wood, concrete, stone, rubber, VCT
- 8" standard side broom
- HEPA filtration standard
- On-board tool storage
- 68 dBA - quiet operation
- Comes standard with a 10' hose and 2-piece hand tool set for off-aisle cleaning

Order No.	Description	List Price
-----------	-------------	------------

##### 24" iVAC

9.840-913.0	3-12V / 140 A/H batteries	\$9,810.43
9.840-914.0	3-12V / 114 A/H AGM batteries	\$10,590.88
9.840-916.0	3-12V / 114 A/H AGM batteries w/ on-board charger	\$10,788.07

##### 34" iVAC

9.840-932.0	3-12V / 205 A/H batteries	\$16,407.73
9.840-933.0	3-12V / 225 A/H batteries	\$16,875.32
9.840-931.0	3-12V / 234 A/H AGM batteries	\$18,533.00

#### CHARIOT 3 iEXTRACT 26:



- 25-gallon capacity
- Productive deep restorative extraction
- Two speed settings
- 100 PSI high-pressure pump
- Two 800 rpm dual counter-rotating cylindrical brushes
- Weighted dual vacuum shoes w/ dual motors

Order No.	Description	List Price
-----------	-------------	------------

##### 26" iEXTRACT w/ Self Charger

9.841-214.0	Chariot 3 iExtract 26 DUO, 205 A/H	\$16,145.92
9.841-215.0	Chariot 3 iExtract 26 DUO, 225 A/H	\$16,419.73
9.841-216.0	Chariot 3 iExtract 26 DUO, 234 A/H AGM	\$17,651.78

##### 26" iEXTRACT w/ On-Board Charger

9.841-217.0	Chariot 3 iExtract 26 DUO, 205 A/H	\$16,599.25
9.841-218.0	Chariot 3 iExtract 26 DUO, 225 A/H	\$16,873.07
9.841-219.0	Chariot 3 iExtract 26 DUO, 234 A/H AGM	\$18,105.12

# 2014 SHARK PRICE LIST

PH: 800.771.1881 • EMAIL: Sales@SharkPW.com



**FOR CONSTRUCTION AND RENTAL MARKETS ONLY**

**EXTRACTORS | DEEP CARPET CLEANING**

Cold Water PW  
Hot Water PW  
Trailers  
Jetters  
Accessories  
Restoration  
Floor Care  
Water Treatment  
Wash Pads

## PRESTO 3:



- 1.16 hp, two-stage vac motor
- 55 psi pump
- 2 gallon (7.6 ltr.) solution and recovery tanks
- Clear 4" (102 mm) wide hand tool
- The Presto 3 Deluxe includes both clear hand tool and Double Dry hand tool

Order No.	Description	List Price
9.840-068.0	Presto 3 extractor w/ standard hand tool	\$762.12
9.840-069.0	Presto 3 Deluxe extractor w/ standard and Double Dry hand tool	\$1,069.68

## PRIZA: Mini Extractor with Spray Wand



- Adjustable upright spray wand
- Hand wand
- 2.6 gal. solution tank
- 2.4 gal. recovery tank
- 0.26 gallon (0.1 ltr./min) spray rate
- 11.4 cfm (54 ltr./s)
- Removable recovery tank
- 88 inch waterlift

Order No.	Description	List Price
1.100-122.0	Priza extractor w/ 8.2' hose, wand & hand tool	\$1,000.80

## MINI PRO: Most Popular Small Area Extractor



- 10.5" (267 mm) cleaning path
- 12.5" (314 mm) cast aluminum vac shoe
- 25' power cable
- 1.5 hp, three-stage vac motor
- Brush assist
- Floating brush deck
- Adapts for accessory cleaning tools
- ETL approved

Order No.	Description	List Price
1.008-039.0	Mini Pro 4-gal extractor	\$1,818.42
8.629-036.0	Hose & hand tool kit with bag	\$293.95

## CADET 7:



- 15" (380 mm) cleaning path
- 17" (430 mm) floating vac shoe
- 50' power cable
- 1/3 hp, three-stage vac motor
- 73 psi solution pump
- Adapts for accessory cleaning tools
- 8-position brush height adjustment
- Brush assist
- Spring-loaded floating vac shoe
- UL Listed to U.S. and Canadian safety standards

Order No.	Description	List Price
1.008-022.0	Cadet 7 (7-gal) extractor	\$2,784.10

## CLIPPER DUO:



- 16" (508 mm) cleaning path
- 10-gallon capacity
- Dual counter-rotating brushes
- On-board cleaning tool w/ 8 ft hose
- Floating brush deck
- Brush assist drive system
- 18" floating vac shoe
- UL Listed to U.S. and Canadian safety standards

Order No.	Description	List Price
1.008-048.0	Clipper Duo	\$4,416.53

## ZEPHYR STEAM CLEANER:

For Commercial Steam Cleaning Applications



- Heats quickly, allowing for constant refilling without the unit cooling down
- 1/2-gal capacity
- 2-tank system (boiler & refill tank)
- Dual Boiler tank heating elements (1500W & 750W)
- 209°F average water temp

*Comes with steam gun, extension tube, floor nozzle, carpet adapter, cloth set, hand nozzle, circular brush, spot nozzle & fill funnel*

Order No.	Description	List Price
1.092-803.0	Zephyr Professional Steam Cleaner	\$1,456.47
9.840-860.0	Zephyr Professional Steam Cleaner w/ Cart	\$1,836.75

### DOMINATOR 17: Portable Carpet Extractor

Productive cleaning power and versatility in a portable carpet extractor.



- 17 gallon solution capacity
- 14 gallon recovery tank
- Adjustable 0-500 psi spray pressure provides versatility to clean delicate upholstery and the power to clean the dirtiest carpet
- Large compact wheels and compact size make Dominator easy to move around the facility or transport from job site to job site.
- Models available with 1850W internal water heater for additional cleaning power.
- Available with lightweight, ergonomic AquaFoil Wand Kit

Order No.	Description	List Price
1.006-670.0	150 psi Extractor (machine only)	\$2,287.67
9.840-847.0	150 psi Extractor w/ Deluxe Hose & AquaFoil Wand Kit	\$3,063.55
1.006-668.0	500 psi Extractor (machine only)	\$3,441.25
9.840-848.0	500 psi Extractor w/ Deluxe Hose & AquaFoil Wand Kit	\$4,217.13
1.006-667.0	500 psi Extractor w/ Heat (machine only)	\$3,935.33
9.840-849.0	500 psi Extractor w/ Heat, Deluxe Hose & AquaFoil Wand Kit	\$4,711.22
9.840-818.0	500 psi Extractor w/ Heat, Hose Rack, Deluxe Hose & AquaFoil Wand Kit	\$4,762.28

### VAC PAC: Portable Back Vacuums

Includes hose & tool kit



- 6 and 10 quart capacities to accommodate different operators and job requirements
- Ergonomically designed harness system for operator comfort
- 5-piece tool kit included
- Vacuum hose is designed for right or left handed operation
- Cord mounted power switch for operator ease of use
- Optional high-efficiency filter kit filters 99.9% of particles down to 0.3 microns
- UL Listed to U.S. and Canadian safety standards

Order No.	Description	List Price
1.014-007.0	Vac Pac Back Vacuum, 6 qt	\$513.80
1.014-005.0	Vac Pac Back Vacuum, 10 qt	\$548.03

### VERSAMATIC 14" & 18": Upright Commercial Quality Vacuums



- Large 1,000 watt vacuum motor
- Light handle weight in working position
- Pull out suction hose for above-the-floor vacuuming
- Detachable floor head quickly converts to a portable hand-held vac
- Built-in electronic control system monitors machine efficiency for brush settings and brush strip
- UL Listed to U.S. and Canadian safety standards

Order No.	Description	List Price
1.012-050.0	Versamatic 14"	\$758.88
1.012-051.0	Versamatic 18"	\$991.97

### VERSAMATIC PLUS 14" & 18": Upright Commercial Quality Vacuums



Same quality vacuum as the Versamatics listed above, with the added feature of a pull out wand and handle for easy handheld vacuuming.

Order No.	Description	List Price
1.012-052.0	Versamatic PLUS 14"	\$818.88
1.012-053.0	Versamatic PLUS 18"	\$1,053.45



Cold Water PW  
Hot Water PW  
Trailers  
Jetters  
Accessories  
Restoration  
Floor Care  
Water Treatment  
Wash Pads

### RECOVER WET/DRY VACS:

Versatile wet/dry vacs



- 1.8 hp motor
- Water lift of 80"
- On-board cleaning tools and storage
- Designed for easy mobility
- ETL approved to U.S. and Canadian safety standards

Order No.	Description	List Price
1.428-513.0	Recover 7, 7-gal w/ hose & tool kit	\$340.78
1.428-609.0	Recover 12, 12-gal w/ hose & tool kit	\$411.22
9.840-844.0	Recover 12, 12-gal w/ front mounted squeegee, hose & tool kit	\$743.90

### RECOVER 18 WET/DRY VAC:

Large capacity for medium to large jobs



- Front-mounted squeegee offers more productive water pick-up
- Unique tank design that results in 100% dumping of solution with no tipping required
- Designed with an easy-access squeegee lift lever
- Easy to use, train, operate
- New design blades self-adjust with factory set automatic adjustment
- Complete with on-board tool storage compartment with safety sign storage

Order No.	Description	List Price
1.013-019.0	Recover 18, 18-gal w/ hose & wand only	\$749.37
1.103-492.0	Recover 18, 18-gal w/ squeegee only	\$880.93
1.013-017.0	Recover 18, 18-gal w/ squeegee, hose & wand	\$950.17

### TITAN WET/DRY VACS: Powerful and durable for commercial and industrial use



- Front mounted squeegee for any application
- Made with strong blow-molded plastic
- 1.5 hp, two-stage motor produces 101 cfm and 87" of waterlift
- Features polyester bag-style filter with optional high efficiency cartridge filter
- Includes 8 ft. hose and 8-piece tool kit with carpet and floor tool, squeegee tool, upholstery tool and crevice tool
- UL Listed to U.S. and Canadian safety standards

Order No.	Description	List Price
1.013-010.0	Titan 720, 20-gal w/ hose & tool kit hose & tool kit	\$887.77
8.616-404.0	Titan squeegee kit for 720	\$258.78



**FREE FREIGHT!\***  
w/ purchase of either package

## Windsor Rental Expert Starter Packages



### STARTER PACKAGE A

- Chemical Rack & Signage
- (2) Mini Pro 4-gal. Extractor
- (1) Deluxe Hand Tool Kit (accy to Mini Pro)
- (1) Airmover
- All-In-One Cleaner (4 x 1-gallon)
- All-In-One Cleaner (6 x ½-gallon)
- All-In-One Cleaner (12 x 1 qt)
- Carpet Cleaner (4 x 1-gallon)
- Carpet Cleaner (6 x ½-gallon)
- Carpet Cleaner (12 x 1 qt)
- Defoamer (12 x 1 pt)
- Pre-Spray (12 x 1 qt)
- Odor Remover (12 x 1 pt)
- Pet Stain Remover (12 x 1 qt)
- Spot Remover (12 x 1 pt)
- Upholstery Cleaner (12 x 1 qt)

Order No.	Description	List Price
N/A	Expert Starter Package A	\$5,255.48

### STARTER PACKAGE B

- Chemical Rack & Signage
- (2) Mini Pro 4-gal. Extractor
- (1) Deluxe Hand Tool Kit (accy to Mini Pro)
- (1) Presto 3 Mini Extractor/Spotter
- All-In-One Cleaner (4 x 1-gallon)
- All-In-One Cleaner (6 x ½-gallon)
- All-In-One Cleaner (12 x 1 qt)
- Carpet Cleaner (4 x 1-gallon)
- Carpet Cleaner (6 x ½-gallon)
- Carpet Cleaner (12 x 1 qt)
- Defoamer (12 x 1 pt)
- Pre-Spray (12 x 1 qt)
- Odor Remover (12 x 1 pt)
- Pet Stain Remover (12 x 1 qt)
- Spot Remover (12 x 1 pt)
- Upholstery Cleaner (12 x 1 qt)

Order No.	Description	List Price
N/A	Expert Starter Package B	\$5,753.32

\*Free freight within lower 48 states only.

## EXPERT CLEANING CHEMICALS:

- Spot Remover
- Pet Spotter & Deodorizer
- Odor Remover
- High Traffic Pre-Spray
- Upholstery Cleaner
- Defoamer
- All-In-One Carpet Cleaner
- Carpet Cleaner Concentrate

Order No.	Description	List Price
8.695-229.0	Expert All-In-1 Carpet Cleaner (W510), 12 x 1-qt	\$98.51
8.695-230.0	Expert All-In-1 Carpet Cleaner (W510), 4 x 1-gal	\$79.65
8.695-231.0	Expert All-In-1 Carpet Cleaner (W510), 6 x ½-gal	\$92.87
8.695-232.0	Expert Hi-Traffic Prespray (W515), 12 x 1-qt	\$95.53
8.695-233.0	Expert Carpet Cleaner Concentrated (W520), 12 x 1-qt	\$95.55
8.695-234.0	Expert Carpet Cleaner Concentrated (W520), 4 x 1-gal	\$78.53
8.695-235.0	Expert Carpet Cleaner Concentrated (W520), 6 x ½-gal	\$85.50
8.695-236.0	Expert D-Foamer (W525), 12 x 1-pint	\$84.90
8.695-237.0	Expert Upholstery Cleaner (W530), 12 x 1-qt	\$99.47
8.695-238.0	Expert Spot Remover (W535), 12 x 1-pint	\$75.96
8.695-239.0	Expert Pet Spot & Deodorizer (W540), 12 x 1-pint	\$93.09
8.695-240.0	Expert Odor Remover (W545), 12 x 1-pint	\$80.85



# 2014 SHARK PRICE LIST

PH: 800.771.1881 • EMAIL: Sales@SharkPW.com



**FOR CONSTRUCTION AND RENTAL MARKETS ONLY**

**SWEEPERS & SCRUBBERS | DEEP CLEANING**

Cold Water PW  
Hot Water PW  
Trailers  
Jetters  
Accessories  
Restoration  
Floor Care  
Water Treatment  
Wash Pads

## RADIUS MANUAL SWEEPER:



- Dual wheel drive provides continuous main roller sweeping during turns
- 28" cleaning path
- Direct throw sweeping
- 11 gallon (42 ltr.) capacity
- Right side broom

Order No.	Description	List Price
1.517-104.0	Radius Manual, 28" (includes brushes)	\$962.92

## SABER COMPACT 20: Automatic Floor Scrubber

Available in brush/pad assist drive or traction drive



- 20" scrub path
- Rugged construction
- Ergonomic handle and simple controls
- Easy to maintain and service

### Traction model includes:

- Transaxle traction drive
- Adjustable pad pressure (from 55 lbs. up to 105 lbs.)
- Solenoid controlled solution valve
- Option of standard or deluxe squeegee
- 45" (1143 mm) turn radius

Order No.	Description	List Price
<b>24V System, Pad Assist, Standard Squeegee, On-Board Battery Charger</b>		
9.840-140.0	2-12V/105 A/H batt, 24V/12A auto charger w/ pad driver	\$6,720.38
9.840-141.0	2-12V/130 A/H batt, 24V/12A auto charger w/ pad driver	\$6,906.48

Order No.	Description	List Price
<b>24V System, Traction Drive, Standard Squeegee, On-Board Battery Charger</b>		
9.840-149.0	2-12V/105 A/H batt, 24V/12A auto charger w/ pad driver	\$8,206.60
9.840-150.0	2-12V/130 A/H batt, 24V/12A auto charger w/ pad driver	\$8,357.57

Order No.	Description	List Price
<b>24V System, Pad Assist, Standard Squeegee, On-Board Battery Charger</b>		
9.840-311.0	2-12V/105 A/H batt, 24V/12A auto charger w/ pad driver	\$8,486.38
9.840-314.0	2-12V/130 A/H batt, 24V/12A auto charger w/ pad driver	\$8,677.70

## SABER BLADE 16: Cylindrical Micro Scrubber



- Compact design provides powerful scrubbing in congested areas
- Two counter-rotating brushes with variable cleaning pressure up to 88 lbs
- Two squeegees for pick up in forward and reverse
- 2.5 gallon tanks
- No tool brush removal
- Ergonomic flip handle that folds down for easy storage
- Easy to understand controls

Order No.	Description	List Price
1.783-308.0	Saber Blade 16", cylindrical brush, cord electric	\$3,618.58

## SABER CUTTER 26: Aqua-Mizer technology increases solution usage efficiency



- 26" and 32" scrub path models
- Outstanding operator visibility
- Fast and simple access to major components, motors, batteries, brushes
- Choice of mechanical lift to raise/lower scrub deck OR an electrical actuator

Order No.	Description	List Price
<b>26" - 24V System, Mechanical Scrub Deck, On-Board Battery Charger</b>		
9.840-161.0	4-6V/250 A/H batt, 24V/25A auto charger w/ pad driver	\$10,957.40
9.840-162.0	4-6V/305 A/H batt, 24V/25A auto charger w/ pad driver	\$11,215.77

Order No.	Description	List Price
<b>26" - 24V System, Actuated Scrub Deck, On-Board Battery Charger</b>		
9.840-207.0	4-6V/250 A/H batt, 24V/25A auto charger w/ pad driver	\$11,718.30
9.840-208.0	4-6V/305 A/H batt, 24V/25A auto charger w/ pad driver	\$11,990.87

Order No.	Description	List Price
<b>32" - 36V System, Mechanical Scrub Deck, On-Board Battery Charger</b>		
9.840-173.0	6-6V/250 A/H batt, 36V/21A auto charger w/ pad driver	\$13,728.08
9.840-171.0	6-6V/312 A/H AGM batt, 36V/25A auto charger w/ pad driver	\$15,706.18

Order No.	Description	List Price
<b>32" - 36V System, Actuated Scrub Deck, On-Board Battery Charger</b>		
9.840-218.0	4-6V/250 A/H batt, 36V/21A auto charger w/ pad driver	\$12,462.40
9.840-219.0	4-6V/305 A/H batt, 36V/21A auto charger w/ pad driver	\$12,755.63



### TAZ W/ ORB TECHNOLOGY:

All surface cleaning, scrubbing, sanding, polishing, extraction, interim, and grinding machine



The Taz is the only all-surface cleaning, scrubbing, sanding, polishing, extraction, interim, and grinding machine in the industry! It conquers carpet, stone, tile & grout, wood, vinyl, concrete, epoxy, and other surfaces. The Taz excels at chemical-free stripping, interim carpet encapsulation, tile & grout cleaning and more!

- 1725 rpm
- 17"-21" cleaning path
- Quick change drop-in cylinder holder
- Variable pad pressure w/ adjustable wheels
- Tilt-back design
- Electric

#### Production Rate:

- **Carpet:** up to 7,000 ft<sup>2</sup>/hr
- **Chemical-Free Stripping:** up to 6,000 ft<sup>2</sup>/hr
- **Wood:** up to 4,000 ft<sup>2</sup>/hr
- **Stone:** up to 120 ft<sup>2</sup>/hr
- **Tile & Grout:** varies on condition



Order No.	Description	List Price
9.841-232.0	TAZ machine (w/o solution tank)	\$3,914.57
9.841-231.0	TAZ DELUXE machine (w/ solution tank)	\$4,846.80

#### FOR CARPET CARE - Order these Accessories

8.637-464.0	Carpet Cleaning Pad (10 pk)	\$378.55
8.637-466.0	Carpet Encap Scrub Pad (5 pk)	\$71.68
8.695-226.0	iCapsol Encapsulating Interim Chemical (4 x 1-gal case)	\$158.82
8.695-469.0	iCapsol Encapsulating Interim Chemical (12 x 1-pint case)	\$95.18

#### FOR TILE & GROUT - Order these Accessories

8.637-468.0	Scrub Brush	\$462.53
8.637-471.0	Weight Kit	\$585.18

#### FOR CHEMICAL-FREE STRIPPING - Order these Accessories

8.637-467.0	Chemical-Free Stripping Pad (5 pk)	\$168.43
8.637-471.0	Weight Kit	\$585.18

#### FOR CONCRETE CLEANING - Order these Accessories

8.637-468.0	Scrub Brush	\$462.53
8.637-471.0	Weight Kit	\$585.18

**Stone Care and Wood Care Accessories Coming Soon!**

# 2014 SHARK PRICE LIST

PH: 800.771.1881 • EMAIL: Sales@SharkPW.com



**FOR CONSTRUCTION AND RENTAL MARKETS ONLY**

**FLOOR MACHINES | BURNISHERS**

## LIGHTNING 1500: High-Speed Burnisher



- 1500 rpm
- 20" cleaning path (710 mm)
- Great balance, easy to handle
- 1.75 hp DC motor for fast shine
- Low profile design
- Dual-lever switches, adjustable handle
- Flexible pad driver

Order No.	Description	List Price
1.009-016.0	Lightning 1500 Burnisher	\$1,392.80

## LIGHTNING 2000: Ultra High-Speed Burnisher



- 2000 rpm
- 20" cleaning path (710 mm)
- 1.5 hp direct-drive motor
- Low profile design
- Dual-lever switches, floating handle
- Flexible pad driver
- Dust control eliminates follow-up mopping
- Durable all metal design

Order No.	Description	List Price
1.009-019.0	Lightning 2000 Burnisher	\$1,652.65

## LIGHTNING PROPANE: Fast, Consistent Burnishing



- 2000 rpm
- 24" and 27" cleaning path models
- 17 hp propane engine
- Automotive-grade catalytic mufflers
- EPA certified low emission fuel system
- Quick change drop-in cylinder holder
- Variable pad pressure w/ adjustable wheels
- Tilt-back design

Order No.	Description	List Price
1.022-322.0	Lightning 24" Propane Burnisher	\$5,312.27
1.022-323.0	Lightning 27" Propane Burnisher	\$5,425.43

## STORM SERIES: Easy-To-Use Floor Machines



- 66 frame, AC motor for longer machine life on SP13, SP17X and SP20X
- Dual capacitors for easy start-up and smoother operation
- Rugged cast aluminum base with full protective bumper
- All-steel Triple Planetary gear transmission for longer life
- Sure grip handle height adjustment
- Durable cast aluminum switch housing
- Safety switch prevents accidental start-up
- UL Listed to U.S. and Canadian safety standards

Order No.	Description	List Price
1.009-022.0	Storm 13", 175 rpm, 1.0 hp, w/ pad driver	\$915.97
1.009-028.0	Storm 17", 175 rpm, 1.5 hp, w/ pad driver	\$914.68
1.009-032.0	Storm 20", 175 rpm, 1.5 hp, w/ pad driver	\$966.64
1.009-035.0	Storm Dual Speed 20", 175/300 rpm w/ high speed pad driver	\$1,396.85

## Applications for Floor Machines & Burnishers:

- Grocery Stores
- Shopping Malls
- Municipalities
- Schools
- Hospitals
- Hotels

#### KM 85/50 W BP ADV: 34" Walk-Behind Sweeper

Compact, maneuverable, and ruggedly built



- Capable of sweeping up to 100,000 sq. ft. of floor per battery charge
- Ideal for facilities with a mixture of congested areas and open spaces
- Overthrow sweeping technology - fills container to nearly 100% capacity
- Durable industrial design

Order No.	Description	List Price
1.351-102.0	24V Walk Behind Sweeper (Base Model)	\$7,640
9.840-758.0	24V Walk Behind Sweeper. Includes (2) 105 a/h batteries & charger, main broom & side broom	\$8,609
9.840-760.0	24V Walk Behind Sweeper. Includes (2) 100 a/h AGM batteries & charger, main broom & side broom	\$8,862

#### KM 100/100 R BP: 40" Electric Ride-On Sweeper

For large outdoor or indoor areas



- Ease-of-use features: adjustable seat, large wheels, and power steering
- Two sweeper containers
- Large 99.5% efficient cylindrical filter is automatically cleaned after every use
- Self-adjusting floating main broom
- Variable speed forward and reverse

Order No.	Description	List Price
1.280-101.0	24V Ride-On Sweeper (Base Model)	\$14,569
9.840-890.0	24V Ride-On Sweeper w/ battery tray, charger, cable adapter, main broom & side broom	\$16,558
9.840-761.0	24V Ride-On Sweeper w/ 260 a/h batteries, battery tray, charger, cable adapter, main & side brooms	\$15,978
9.840-762.0	24V Ride-On Sweeper w/ 312 a/h AGM batteries, charger, battery tray, cable adapter, main & side brooms	\$18,579

#### Applications for Industrial Sweepers:

- Warehouses
- Stadiums
- Municipalities
- Schools
- Convention Centers

#### KM 120/150 R BP: 48" Hydraulic Dump Ride-On Sweeper



- Capable of sweeping over 93,000 sq. ft. per hour
- 39.6-gal capacity hopper
- Overthrow sweeping technology - fills container to nearly 100% capacity
- 24v battery operated system with no petrol fumes.

Order No.	Description	List Price
9.840-891.0	BP Ride-On Sweeper w/ main broom, side broom, battery tray, & cable adapter. Does not include charger cables or battery.	\$33,783
9.840-763.0	BP Ride-On Sweeper w/ 360 a/h batteries, main and side broom, battery tray, & cable adapter.	\$30,846
9.840-764.0	BP Ride-On Sweeper w/ 312 a/h AGM batteries, main and side broom, battery tray, & cable adapter.	\$31,441
9.841-128.0	BP Model (2 side brushes) Ride-On Sweeper	\$33,895
9.841-129.0	BP Model (2 side brushes) Ride-On Sweeper w/ 312 a/h AGM batteries, main and side broom, battery tray, & cable adapter.	\$34,545
9.841-127.0	LPG Model (2 side brushes) Ride-On Sweeper	\$34,310
9.840-859.0	LPG Model Ride-On Sweeper	\$33,897



# 2014 SHARK PRICE LIST

PH: 800.771.1881 • EMAIL: Sales@SharkPW.com



**FOR CONSTRUCTION AND RENTAL MARKETS ONLY**

**SCRUBBERS | INDUSTRIAL**

Cold Water PW  
Hot Water PW  
Trailers  
Jetters  
Accessories  
Restoration  
Floor Care  
Water Treatment  
Wash Pads

## BR 90/140 R BP: 37-Gallon, 36" Ride-On Scrubber

Long battery life for larger cleaning applications



- Cylindrical counter-rotating brushes with variable pressure up to 572 lbs
- Brush speeds vary up to 1100 rpm
- Wet sweeping capability
- 37-gallon solution tank
- Extraordinary turn radius

Order No.	Description	List Price
<b>1.246-351.0</b>	Ride-On Scrubber (Base Model)	\$17,273
<b>9.840-782.0</b>	Ride-On Scrubber w/ battery tray, cable adapter, & red brushes. Does NOT include batteries, cables, spacers and charger.	\$17,898
<b>9.840-751.0</b>	Ride-On Scrubber w/ 330 a/h batteries, cables, battery tray, spacers, charger, cable adapter & red brushes	\$20,361
<b>9.840-752.0</b>	Ride-On Scrubber w/ 360 a/h batteries, cables, spacers, charger, battery tray, cable adapter, & red brushes	\$20,509
<b>9.840-753.0</b>	Ride-On Scrubber w/ 312 a/h AGM batteries, cables, spacers, battery tray, charger, cable adapter, & red brushes	\$21,134

## BR 120/250 R BP: 66-Gallon, 48" Ride-On Scrubber

Brush deck extends on both sides for easy edge work



- Cylindrical counter-rotating brushes with variable pressure up to 572 lbs
- Brush speeds vary up to 1200 rpm
- Wet sweeping capability
- 66-gallon solution tank
- Extraordinary turn radius

Order No.	Description	List Price
<b>1.480-113.0</b>	36V Ride-On Scrubber (Base Model)	\$29,993
<b>9.840-784.0</b>	36V Ride-On Scrubber w/ battery tray, cable adapter, curved squeegee & red brushes. Does NOT include batteries, cables, spacers and charger.	\$32,746
<b>9.840-757.0</b>	36V Ride-On Scrubber w/ 390 a/h batteries, cables, battery tray, spacers, charger, cable adapter, curved squeegee & red brushes	\$37,397
<b>9.840-756.0</b>	36V Ride-On Scrubber w/ 360 a/h AGM batteries, cables, spacers, charger, battery tray, cable adapter, curved squeegee & red brushes	\$37,926

### Applications for Industrial Scrubbers:

- Businesses
- Municipalities
- Warehouses
- Schools
- Construction

## BD 80/120 W: 32-Gallon, 32" Walk-Behind Scrubber

Our largest, most powerful walk-behind scrubber/drier



- Aqua-Mizer technology uses less water and detergent
- Variable down pressure
- 23-gal solution / 25-gal recovery tanks
- Continuous heavy-duty cleaning up to 3-hours
- Available in cylindrical brush models or pad driver models

Order No.	Description	List Price
<b>Cylindrical Brush Models</b>		
<b>9.840-732.0</b>	BD 80/120 w/ 2 midgrit brushes & squeegee. Does NOT include batteries, cables or battery charger.	\$11,442
<b>9.840-733.0</b>	BD 80/120 w/ 2 midgrit brushes, squeegee, 260 a/h batteries, cables & battery charger	\$12,621
<b>9.840-734.0</b>	BD 80/120 w/ 2 midgrit brushes, squeegee, 330 a/h batteries, cables & battery charger	\$13,269
<b>9.840-735.0</b>	BD 80/120 w/ 2 midgrit brushes, squeegee, 335 a/h batteries, cables & battery charger	\$13,542
<b>9.840-736.0</b>	BD 80/120 w/ 2 midgrit brushes, squeegee, 312 a/h AGM batteries, cables & battery charger	\$14,249

Order No.	Description	List Price
<b>Pad Driver Models</b>		
<b>9.840-822.0</b>	BD 80/120 w/ 2 pad holders & squeegee. Does NOT include batteries, cables or battery charger.	\$11,442
<b>9.840-823.0</b>	BD 80/120 w/ 2 pad holders, squeegee, 260 a/h batteries, battery tray, cables & battery charger	\$12,121
<b>9.840-824.0</b>	BD 80/120 w/ 2 pad holders, squeegee, 330 a/h batteries, battery tray, cables & battery charger	\$13,269
<b>9.840-825.0</b>	BD 80/120 w/ 2 pad holders, squeegee, 335 a/h batteries, battery tray, cables & battery charger	\$13,542
<b>9.840-826.0</b>	BD 80/120 w/ 2 pad holders, squeegee, 312 a/h AGM batteries, battery tray, cables & battery charger	\$14,249



**HEAVY EQUIPMENT BLASTERS**

**Water Blaster:** For pre-washing



**Water Blaster:** High volume (25 GPM) combined with moderate pressure (500 PSI)

**W**hen heavy equipment and vehicles are laden with loads of dirt and mud, water volume is more effective than high pressure for a thorough cleaning. The Water Blaster delivers up to 25 GPM of water volume - nearly 6 times more than most pressure washers - along with 500 PSI of pressure to knock off heavy dirt with ease.

**Comes standard with:**

- Two electrical configurations of an industrial-duty 10 HP motor with on-off motor control for convenience in washing away from the unit
- Rugged self-priming, high-pressure diaphragm pump mounted on vibration isolators
- Liquid level switches to ensure flow of water
- 100 ft. of 3/4-inch, abrasive-resistant hose with a variable fan wand.

EQUIPMENT					
Order #	GPM	PSI	HP	Volts/Ph/Amps	List Price
1.103-484.0	25	500	10	230/3/30	\$10,295
1.103-472.0	25	500	10	460/3/15	\$10,295

PRETREATMENT SYSTEMS		
Order #	Description	List Price
1.103-435.0	CLT-600, 600-Gallon Cone-Bottom Tank and Stand	\$5,195
1.103-434.0	CLT-300, 300-Gallon Cone-Bottom Tank and Stand	\$4,195

PARTS		
Order #	Description	List Price
8.719-173.0	Vertical Poly, 310-Gallon Tank with Stand	\$2,007.50
8.711-863.0	Manually Operated Hose Reel only	\$858.50

**Call for details & pricing**

**Heavy Equipment Water Cannon:** High-volume water blaster plus wash-water recycling system in one

**T**he Water Cannon quickly removes large amounts of dirt and mud from water used in cleaning earth-moving and other heavy equipment. The water can then be recycled to the water cannon at a rate of up to 150 GPM for knocking off heavy dirt.

Unlike low-volume, high-pressure pumps used in pressure washers, high-volume pumps are much more effective in knocking off heavy dirt.

The Water Cannon is more than a pump and motor. It is an engineered wash-water recycling system that automatically draws water out of the wash pad collection pit, spins out the heavy solids using a cyclone separator, then sends it down the hose for re-use.

**Comes standard with:**

- Cast-iron centrifugal pump
- Energy-efficient electric motor
- Automatic fresh-water level controls
- Low level pump cut-off
- Remote on-off pump motor controls
- Foot valve
- Watertight electrical box and controls

**Call for details & pricing**



Model	GPM	PSI	Motor	Inlet	Pump	Electrical
#30-759 B/C	150	100	15hp	230V 3ph 40 amp /	Cast Iron Centrifugal	NEMA 4, Mag Starter
					460V 3ph 20 amp	

## WATER TREATMENT

Cold Water PW

Hot Water PW

Trailers

Jetters

Accessories

Restoration

Floor Care

Water Treatment

Wash Pads

### Compact CoAg: Cost-effective wash water treatment system

The Compact CoAg is a cost-efficient water recycling system for equipment companies that wash oily, muddy equipment on-site. By law, certain types of wash water cannot drain into the sewer system. The Compact CoAg cleans wash water to then be used again or flushed down the sewer drain.

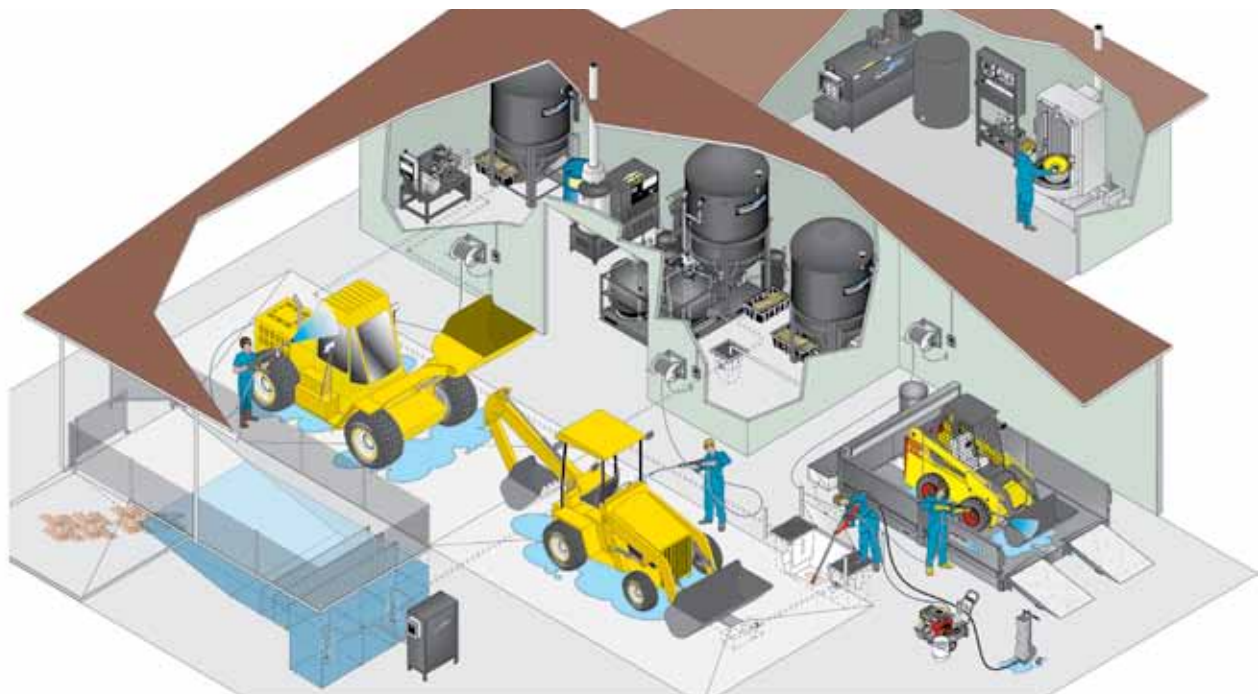


#### Features

- Easy to use and operate
- Easy to install - comes pre-plumbed on a skid, just plug & play!
- Small footprint
- Cost-efficient
- Multiple injection ports for customizing the application
- Powder coated steel support frame
- ETL certified to UL and CSA safety standards
- No stagnant water = NO ODORS!

**Compact CoAg Skid Mounted Water Recycling System**

**\*\*\*\* Other options & configurations available \*\*\*\***  
**Call for details & pricing**



**WASHPADS**

**Wash Pads:** Cost-effective chemical water treatment system

**O**ur above ground containment rack systems makes shipping and installing a wash rack easier than ever. With no permitting required, this bolt together system can be installed in a matter of hours.

The low profile modular design with a maximum deck height of 6 inches (15.24 cm) can be purchased in various sizes and configurations to meet your current site requirements. The modular design also allows for shipping under LTL freight rates, or inside of an ocean cargo container for export purposes.

**Features:**

- Multiple ramp options available, including Drive-On / Back Off or Drive-Through
- Available in 9' wide and 18' wide models
- Diamond plate deck surface
- Deck height 6"

**DRIVE-ON / BACK-OFF CONFIGURATION (18 FEET WIDE MODEL)**



**SHOWN W/ OPTIONAL CANOPY**



**DRIVE-THROUGH CONFIGURATION (18 FEET WIDE MODEL)**



**CONVEYOR OPTION (FOR 18 FEET WIDE OR GREATER CONTAINMENT RACKS)**



**\*\*\*\* Many models and options available \*\*\*\***  
**Call for details**

Cold Water PW

Hot Water PW

Trailers

Jetters

Accessories

Restoration

Floor Care

Water Treatment

Wash Pads



**Shark**  
**Cleaning Equipment**

TEL **800.771.1881**

FAX 877.526.3246

**[www.SharkPW.com](http://www.SharkPW.com)**

Effective January 1, 2014