

LIGHT TANDEM ROLLER NON CE.

ENDURANCE RUNNER FOR EVERY JOBSITE.







BOMAG Specs	BW 900 -50	BW 100 SL	BW 120 SL
Operating Weight [kg]	1200	2350	2750
Working Width [mm]	900	1.000	1.200
Amplitude [mm]	0.5	0.5	0.5
Frequency [Hz]	70	72	72
Centrifugal force [kN]	15	34	34
Engine	Honda GX 630	Kubota D 1703	Kubota D 1703
Exhaust classification	-	Stage IV/ Tier 4f	Stage IV/ Tier 4f
Power [kw]	15.1	18.5	18.5
Fuel	Gasoline	Diesel	Diesel
Vibrating drum	front	front + rear	front + rear

COMPETITOR MODELS

Hamm	-	HD 10 W	HD 12 W
Wacker Neuson	RD 12-90	-	-
Dynapac	CC 900 G	CC 1000	CC 1200
Multiquip	AR 14H	-	-

BOMAG – THE RIGHT ARGUMENT FOR ANY CUSTOMER!

Unique Selling Points BW 900-50	 Owner	 Purchase Manager	 Service Manager	 Operator
USP 1 – TCO (SERVICE / MAINTENANCE / REPAIR / RELIABILITY)	•	•	•	
USP 2 – EASY & SAFE TO OPERATE	•			•
USP 3 – COMPACTION PERFORMANCE	•			•

Not all models are available globally.

LIGHT TANDEM ROLLER BW 900-50.

ENDURANCE RUNNER FOR EVERY JOBSITE.

USP 1 – TCO (SERVICE / MAINTENANCE / REPAIR / RELIABILITY)

Feature	Advantage	Benefit
Easy access to service points	Fully openable engine hood	Save time in daily service
Service	No lubrication points	Saves costs, lower risk of wear
Premium component & workmanship	Lockable instrument panel Single-point lifting device	Simple, quick and safe loading Lower risk of damage

USP 2 – EASY AND SAFE TO OPERATE

Features	Advantage	Benefits
View	Good view ahead	Safety on the construction site
Travel lever	Smooth response	Superior compaction quality (asphalt)
Steering wheel	Compact	Ample room for the operator Easy-to-read dashboard
Dashboard	Reliably easy to operate	No explanation needed
Water spraying system	Spray nozzles protected Nozzles with dual filter system	Flexibility and fail-safe system

USP 3 – COMPACTION PERFORMANCE

Feature	Advantage	Benefit
Amplitude	+20 % higher than competitors	Better compaction
Fuel tank	+15 % bigger than competitors (excluding Multiquip)	High intervals before refilling
Lateral overhang	High clearance on both sides	Compaction close to obstruction

PICTURES

